



## TUMBLE DRYER, VENTED 6 KG

**Model: TD6-6**

**Article no: 9872130034**

**Power supply: 480V 3Ph ~60Hz**

The TD6-6 Tumble dryer is featuring exceptional savings and easy use with a certified ergonomic design and a human-centered approach for an outstanding user experience. Innovative features will save money and time and embrace a sustainable lifestyle.

The tumbler has a reversible door hanging for a convenient laundry flow. A stainless steel drum and easy access to vital parts from the top and rear for simple servicing. Residual Moisture Control ensures an accurate drying result and low energy consumption. The reversing drum improves productivity for less tangling of large items.

The model offers a possibility to monitor your equipment and performance from anywhere, allowing you to take action and to improve your business with OnE Laundry - the personal assistant for hygiene validation management, process management, and revenue management.

### MAIN FEATURES

- Reversible door
- Reversing drum
- Residual Moisture Control
- Ergonomic design
- Optional extra stacking frame for mounting TD6-6 on top of WH6-6

TD6-6, 9872130034

16-01-24 (13:46)

Subject to change without notice  
For correct installation, refer to the installation manual

## TECHNICAL DATA

TD6-6, 9872130034, 16-01-24 (13:46)

<b>Model Number Specific</b>	TD6-6
<b>Voltage (V)</b>	480
<b>Phase</b>	3
<b>Frequency (Hz)</b>	60
<b>Loading (kW)</b>	5,4
<b>Fuse (A)</b>	10
<b>IP Class</b>	X4
<b>Capacity (kg)</b>	6
<b>Capacity, filling factor</b>	1:22
<b>Capacity, filling factor (kg)</b>	6
<b>Width, net (mm)</b>	597
<b>Depth, net (mm)</b>	715
<b>Height, net (mm)</b>	839
<b>Weight, net (kg)</b>	51
<b>Weight, gross (kg)</b>	71
<b>Volume, net (m3)</b>	0,36
<b>Volume, gross (m3)</b>	0,47
<b>Connection Cable, length (m)</b>	0
<b>Plug type</b>	None
<b>Certifications</b>	CE
<b>Door Hanging</b>	Left
<b>Drum type</b>	Stainless steel
<b>Dryer, type</b>	Vented
<b>Drying cycle time (min)</b>	55
<b>Energy consumption (kW/h)</b>	3,02
<b>Exterior</b>	Colored
<b>Installation, type</b>	Floor model
<b>Noise level &lt;(dB)</b>	67
<b>Other general information</b>	Exhaust outlet Ø100, Heating Power 5,1 kW
<b>Residual moisture control</b>	Yes
<b>Reversing drum</b>	Yes
<b>SS Front panel</b>	No
<b>Stackable</b>	Yes
<b>Touch control</b>	No

Loipart AB (HQ), Sweden  
Tel. +46 313 920 100, loipart@loipart.se

LMG Finland oy, Finland  
+358 40 664 6680, lmg@lmg.fi



Loipart USA inc, USA  
Tel. +1 954 530 5276, loipartusa@loipart.com

Loipart SEA Pte Ltd, Singapore  
Tel. +65 674 99 100, contact@loipart.sg

Visit us at [www.loipart.com](http://www.loipart.com)

<b>Volume, drum (L)</b>	130
-------------------------	-----

---

Loipart AB (HQ), **Sweden**  
Tel. +46 313 920 100, loipart@loipart.se

LMG Finland oy, **Finland**  
+358 40 664 6680, lmg@lmg.fi



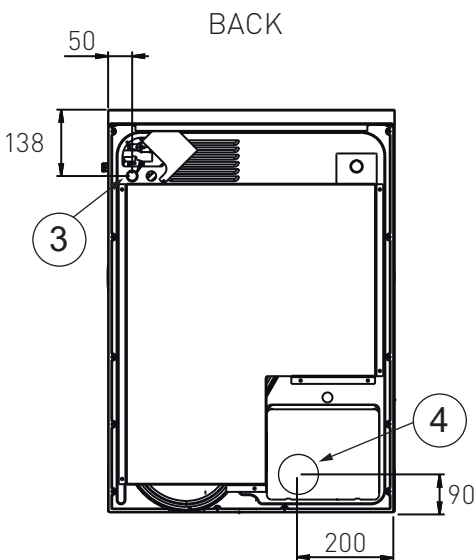
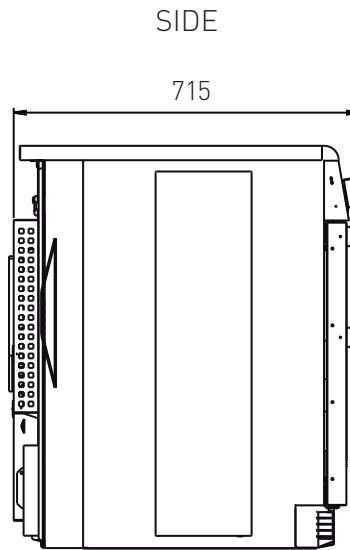
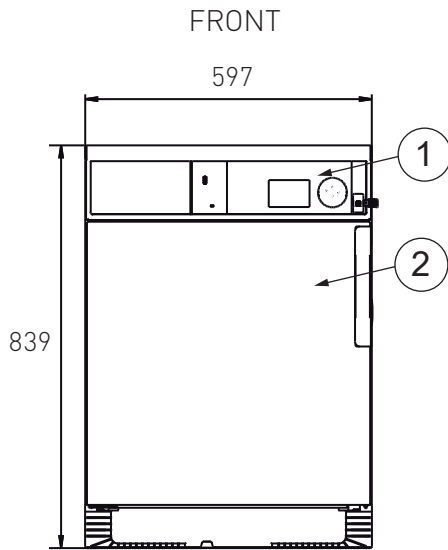
Loipart USA inc. **USA**  
Tel. +1 954 530 5276, loipartusa@loipart.com

Loipart SEA Pte Ltd, **Singapore**  
Tel. +65 674 99 100, contact@loipart.sg

Visit us at [www.loipart.com](http://www.loipart.com)

## DIMENSIONS

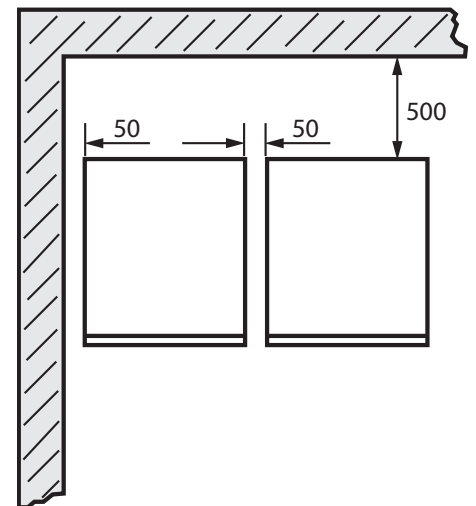
Model: TD6-6-Vented Rev. 1



1. Operating panel
2. Door opening,  $\varnothing$  370 mm
3. Electrical connection
4. Exhaust connection  $\varnothing$  100 mm

## POSITIONING OF MACHINES

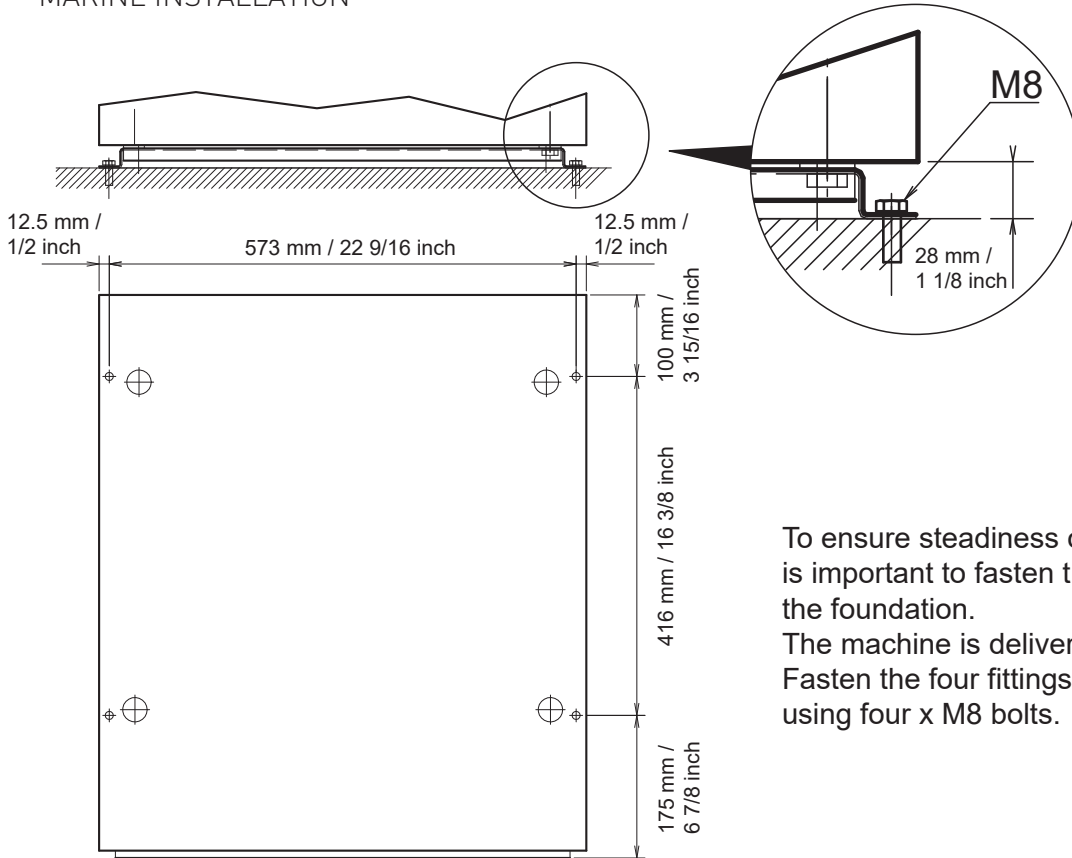
The machine should be positioned so that there is plenty of room for working, both for the user and service personnel. The figure shows minimum distance to a wall and/or other machines.



## DIMENSIONS

Model: TD6-6 Rev.2

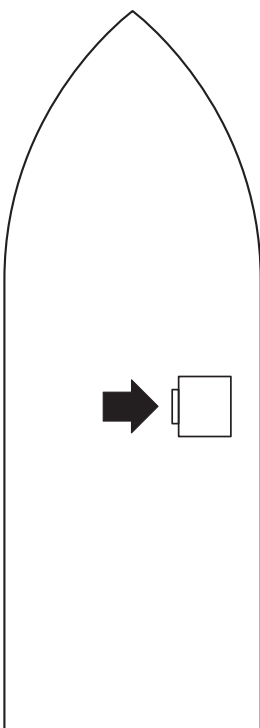
### MARINE INSTALLATION



To ensure steadiness of the machine it is important to fasten the machine to the foundation.

The machine is delivered with fittings. Fasten the four fittings to the foundation using four x M8 bolts.

### POSITION ON VESSEL



The unit shall be placed as in the figure.