

# Product Overview Industrial dishwashers and accessories

Miele Professional. Immer Besser.

Edition: January 1 | January 2024

**125**  
Years



We are always at your side with reliable and sustainable solutions.



**With Miele Professional, you are choosing long-lasting machines and reliable solutions.**

As a family-owned company managed by the fourth generation, Miele is responsible for the protection of its products, its employees, its business partners and its natural resources. This responsibility is reflected in the development and production of our machines as well as in the choice of materials used. Our customers benefit from industry-leading innovations of "Made in Germany" quality, product design that has won numerous awards for ergonomics and function, and advantages such as low consumption and operating costs.

Miele Professional develops customized solutions that inspire our customers, simplify workflows and are tailored to the target group. Our "Immer Besser" approach has been our corporate philosophy for 125 years to provide you with confidence and quality in all solutions.

*Markus Miele Reinhard Zinkann*

Dr. Markus Miele  
Executive Director and Co-Proprietor  
Miele Cie. KG

Dr. Reinhard Zinkann  
Executive Director and Co-Proprietor  
Miele Cie. KG



# Discover our solutions

Preface .....2

Sustainability .....3

360PRO solutions .....4

Overview of dishwashers and their target groups.....9

Dishwashers with fresh water connection

ProfilLine.....11-18

MasterLine .....20-31

Tank dishwashers

PFD 703 with tank and front filling.....32-34

Accessories and digital products.....40-63

Accessory directory .....64-71

Abbreviations and symbols.....73



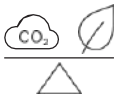
All information is available here  
you can reach:  
[www.miele.com.tr/professional/](http://www.miele.com.tr/professional/)

## Our goals for the future

Saving our common home - our planet - has become a race against time. That is why we are constantly improving our ambitious goals and expanding our commitment.  
With these words, we want to continue on the path we have chosen:



**Realizing sustainability at all levels** We are constantly working to make sustainability a key component at every stage of the product lifecycle, throughout the value chain and in use by our customers.



**Producing devices that leave no trace to achieve our 100% CO<sub>2</sub> neutral goal**  
Our goal is to develop the best products and services with the lowest possible impact on the environment, 100% CO<sub>2</sub> neutral.



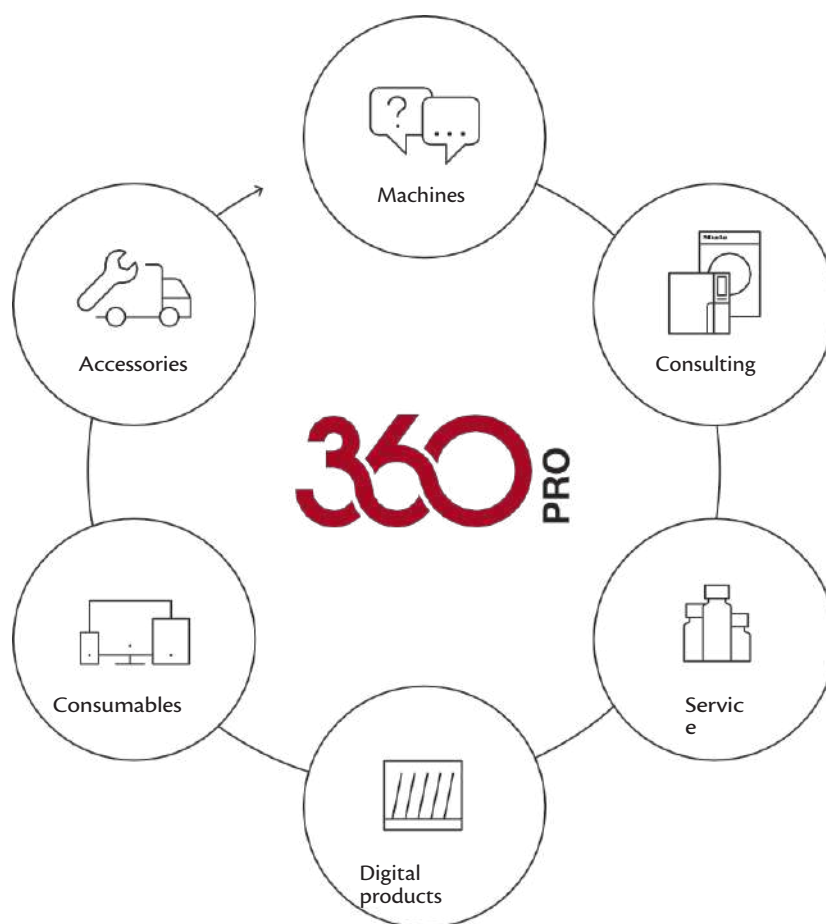
**We give new life to old machines to prevent unnecessary waste**  
We are committed to a circular economy that leaves no waste behind and all materials are recycled at the end of their useful life.



# 360PRO - A holistic and comprehensive solution for the challenges in your daily work

With our tested and proven holistic solutions, you can put your complete trust in us when it comes to cleaning. Miele Professional offers you ideal solutions to meet the different requirements of your business. From planning and calculation to implementation and maintenance, we are at your side and allow you to concentrate fully on your daily work.

**We call this 360PRO.**







# Dishwashers

---

## Dishwashers with clean water connection

### **ProfiLine**

PFD 101/102/103/104

### **MasterLine**

PFD 400/401/402/404/405/407/408

---

## Dishwasher with tank

### **Tank and front filling**

PTD 703














# Overview of dishwashers\* and target groups

	Dishwashers with fresh water connection			Tank dishwashers	
	SmartBiz PFD 100	ProfiLine PFD 101-104	MasterLine PFD 400-408	Front-loading PTD 701-704	Guillotine type PTD 901
					
<b>Shortest program duration</b>	36 minutes.	17 minutes.	5 minutes.	< 1 minute.	< 1 minute.
<b>Number of wash cycles tested</b>	12.500	12.500	28.000	250.000	438.000
<b>Number of wash cycles per day</b>	1-5	1-5	5-40	Maximum 70	Maximum 120
<b>Main features</b>	<ul style="list-style-type: none"> <li>• Shorter compared to household dishwashers program duration</li> <li>• Easy "plug and play" installation</li> </ul>	<ul style="list-style-type: none"> <li>• Integration and design</li> <li>• Thanks to the 3-phase connection also shorter program duration</li> </ul>	<ul style="list-style-type: none"> <li>• Speed, hygiene and long-life components kemmel combination</li> </ul>	<ul style="list-style-type: none"> <li>• Too short for continuous use in restaurants program durations</li> </ul>	<ul style="list-style-type: none"> <li>• Too short for continuous use in restaurants program durations</li> <li>• Optional heat recovery (ECO model)</li> </ul>
<b>Models</b>	<ul style="list-style-type: none"> <li>• Solo</li> </ul>	<ul style="list-style-type: none"> <li>• Solo</li> <li>• Under counter</li> <li>• Built-in</li> <li>• Fully built-in</li> </ul>	<ul style="list-style-type: none"> <li>• Solo</li> <li>• Under counter</li> </ul>	<ul style="list-style-type: none"> <li>• Solo</li> <li>• Under counter</li> </ul>	<ul style="list-style-type: none"> <li>• Solo</li> </ul>
<b>Target audiences</b>	Haller				
	Offices				
	Small business				
	Sports clubs				
			Käbars and pubs		
			Hotels and restaurants		
			Catering companies		
			Breweries		
			Wineries		
			Kindergartens		
			Schools and universities		
			Nursing homes and care homes		
			Hospitals		



# Dishwasher PFD 101

Front-loading machine/clean water washing system  
ProfiLine



The picture shows PFD 101.



The picture shows PFD 101 U.



The picture shows PFD 101 i.

**PFD 101/PFD 101 U/PFD 101 i**

- Starter models for kitchens and dishwashers in offices, showrooms and localities

**Plus**

- Shortest program duration: 17 min.
- Basket equipped as standard
- Comfortable operation thanks to comprehensive product equipment



ExtraComfort basket equipment (PFD 101 and PFD 102)

Product Name	Front panel/color	Basket equipment	Electricity connection	Material number	Product number	EAN number
PFD 101	BW - PA CLST	Baskets included	3 N AC 400 V 50 HZ	11605170	61010100EP3	4002516366713
PFD 101 U	BW - PA CLST	Baskets included	3 N AC 400 V 50 HZ	11605200	61010102EP3	4002516366737



# Technical data

ProfilLine

# Dishwasher PFD 101

Dishwasher	PFD 101	PFD 101 U	PFD 101 i
Solo appliance with worktop	–	–	–
Benchless under-counter device	–	–	● Built-in
<b>Control panels</b>			
CleanSteel	–	–	●
Flat/sloped	● /–	● /–	● /–
<b>Performance</b>			
Max. number of washes per day	5	5	5
Short program duration	17 minutes.	17 minutes.	17 minutes.
<b>Comfort and equipment</b>			
Time remaining display/Delayed start up to 24 hours	– / –	– / –	– / –
Waterproof system/strainer control indicator	– / –	– / –	– / –
Function control	Screen	Screen	Screen
Lid locking option	–	–	–
Wi-Fi	–	–	–
AutoClose	–	–	–
MultiLingua	–	–	–
EcoFeedback	–	–	–
BrilliantLight	–	–	–
Knock2open	–	–	–
Liquid dosing possible using the G 80 ProfilLine flex module	–	–	–
Operating noise dB(A) re 1 pW	46	46	46
<b>Washing programs</b>			
Number of washing programs	8	8	8
Intensive cleaning	Intensive/hygiene	Intensive/hygiene	Intensive/hygiene
Fast, easy cleaning	Short/universal	Short/universal	Short/universal
Gentle cleaning for glasses	Cups	Cups	Cups
Label program	ECO	ECO	ECO
Programs for special needs	Cold/pre-wash, plastic	Cold/pre-wash, plastic	Cold/pre-wash, plastic
<b>Quality of results</b>			
Perfect GlassCare	–	–	–
Dishwasher with fresh water connection	–	–	–
Active condensation drying	–	–	–
AutoOpen drying	–	–	–
Tested and validated efficacy against viruses	–	–	–
<b>Efficiency and sustainability</b>			
Energy efficiency class (A-G)/Sound class (A-D)	E/C	E/C	E/C
Water consumption (l)/Electricity consumption in ECO program (kWh)	12,0/0,930	12,0/0,930	12,0/0,930
Energy consumption per 100 wash cycles in ECO program	93	93	93
Hot water connection consumption values in ECO program (kWh)	0,6	0,6	0,6
Hot water connection	–	–	–
<b>Basket design</b>			
Placing cutlery	Cutlery basket	Cutlery basket	Cutlery basket
Basket design	ExtraComfort	ExtraComfort	ExtraComfort
FlexCare cup holder/Flex Care cup rack	2/2	2/2	2/2
Number of service sets	13	13	13
<b>Test marks and symbols</b>			
Hygiene certificate, virus stamp	–	–	–
CE, in compliance with the Machinery Safety Directive 2006/42/EC, EMU wireless connection protection	–	–	–
<b>Electrical connections</b>			
Total connected power (kW)/Voltage (V)/Fuse (A)	7.3/3 N AC 400 50 Hz/16	7.3/3 N AC 400 50 Hz/16	7.3/3 N AC 400 50 Hz/16
It can be converted to the following values by Miele service for a fee:	2.1/1 N AC 230 V 50 Hz/10-16	2.1/1 N AC 230 V 50 Hz/10-16	2.1/1 N AC 230 V 50 Hz/10-16
Length of water supply hose/water drain hose/electric supply line (mm)	1.500/1.500/1.700	1.500/1.500/1.700	1.500/1.500/1.700
Min/max. cover panel weight (kg)	–	–	4-11
<b>Dimensions/weights</b>			
External dimensions H/W/D [mm]	845/598/600	805/598/570	805/598/570
Mounting niche width [mm]	600	600	600
Weight, net [kg]	60	44	42
Plinth indentation [mm]	–	30-95	30-95

# Technical data

- = Standard, - = Not available

ProfilLine




# Dishwasher PFD 102 i/PFD 103 SCi XXL/PFD 104 SCVi XXL

Front-loading machine/clean water washing system  
ProfiLine



The picture shows PFD 102 i.



The image shows PFD 103 SCi XXL.



The image shows PFD 104 SCVi XXL.


**PFD 102 i/PFD 103 SCi XXL/PFD 104 SCVi XXL**

- Built-in models for kitchens and dishwashers in offices, showrooms and localities

**Plus**

- Shortest program duration: 17 min.
- With 3D MultiFlex drawers and basket as standard\*
- Comfortable operation thanks to comprehensive product equipment

\* PFD 103 SCi XXL and PFD 104 SCVi XXL have a cutlery drawer.



MaxiComfort basket  
equipment (PFD 103 and  
PFD 104)

Product Name	Front panel/color	Basket equipment	Electricity connection	Material number	Product number	EAN number
PFD 102 i	WF - PA CLST	Baskets included	3 N AC 400 V 50 HZ	11605210	61010201EP3	4002516366744
PFD 103 SCi XXL	WF - PA CLST	Baskets included	3 N AC 400 V 50 HZ	11605220	61010304EP3	4002516366751

# Technical data

ProfilLine

# Dishwasher PFD 102 i/PFD 103 SCi XXL/

Dishwasher	PFD 102 i	PFD 103 SCi XXL	PFD 104 SCVi XXL
Built-in appliances	-	-	-
<b>Control panels</b>			
CleanSteel	-	-	-
Flat/sloped	-/-	-/-	Fully built-in
<b>Performance</b>			
Max. number of washes per day	5	5	5
Short program duration	17 minutes.	17 minutes.	17 minutes.
<b>Comfort and equipment</b>			
Time remaining display/Delayed start up to 24 hours	-/-	-/-	-/-
Waterproof system/strainer control indicator	-/-	-/-	-/-
Function control	Screen	Screen	Screen
Lid locking option	-	-	-
Wi-Fi	-	-	-
AutoClose	-	-	-
Multilingua	-	-	-
EcoFeedback	-	-	-
BrilliantLight	-	-	-
Knock2open	-	-	-
Liquid dosing possible using the G 80 ProfiLine flex module	-	-	-
Operating noise dB(A) re 1 pW	46	45	45
<b>Washing programs</b>			
Number of washing programs	8	8	8
Intensive cleaning	Intensive/hygiene	Intensive/hygiene	Intensive/hygiene
Fast, easy cleaning	Short/universal	Short/universal	Short/universal
Gentle cleaning for glasses	Cups	Cups	Cups
Label program	ECO	ECO	ECO
Programs for special needs	Cold/pre-wash, plastic	Cold/pre-wash, plastic	Cold/pre-wash, plastic
<b>Quality of results</b>			
Perfect GlassCare	-	-	-
Dishwasher with fresh water connection	-	-	-
Active condensation drying	-	-	-
AutoOpen drying	-	-	-
Tested and validated efficacy against viruses	-	-	-
<b>Efficiency and sustainability</b>			
Energy efficiency class (A-G)/Sound class (A-D)	E/C	E/C	E/C
Water consumption (l)/Electricity consumption in ECO program (kWh)	12,0/0,930	12,0/0,950	12,0/0,950
Energy consumption per 100 wash cycles in ECO program	93	95	95
Hot water connection consumption values in ECO program (kWh)	0,6	0,6	0,6
Hot water connection	-	-	-
<b>Basket design</b>			
Placing cutlery	Cutlery basket	3D MultiFlex drawer	3D MultiFlex drawer
Basket design	ExtraComfort	MaxiComfort	MaxiComfort
FlexCare cup holder/Flex Care cup rack	2/2	4/2	4/2
Number of service sets	13	14	14
<b>Test marks and symbols</b>			
Hygiene certificate, virus stamp	-	-	-
CE, in compliance with the Machinery Safety Directive 2006/42/EC, EMU wireless connection protection	-	-	-
<b>Electrical connections</b>			
Total connected power (kW)/Voltage (V)/Fuse (A)	7.1/3 N AC 400 V 50 Hz/16	7.1/3 N AC 400 V 50 Hz/16	7.1/3 N AC 400 V 50 Hz/16
It can be converted to the following values by Miele service for a fee:	2.1/AC 230 V 50 Hz/10-16	2.1/AC 230 V 50 Hz/10-16	2.1/AC 230 V 50 Hz/10-16
Length of water supply hose/water drain hose/electric supply line (mm)	1.500/1.500/1.700	1.500/1.500/1.700	1.500/1.500/1.700
Min/max. cover panel weight (kg)	4-11	4-11	5-12
<b>Dimensions/weights</b>			
External dimensions H/W/D [mm]	805/598/570	845/598/570	845/598/570
Mounting niche width [mm]	600	600	600
Weight, net [kg]	42	52	51
- = Standard, - = Not available			





# Programs and parameters

## ProfiLine

ProfiLine (PFD 101-PFD 104)*						
Program	Temperature		Program duration Washing [min.]	Drying [min.]	Additional drying [min.]	Total program duration [min.]
	Washing [°C]	Rinsing [°C]				
Short	60	65 (75)	17	-	20	37
Universal	65	65 (75)	31	-	30	61
Intensive	75	65 (75)	43	-	30	73
Cups	50	50	19	-	20	39
Hygiene	75	70 (75)	47	-	30	77
Plastic	50	60	30	30	-	60
Cold pre-wash	-	-	13	-	-	13
ECO	51	48	158	92	-	250

\* Values are based on model D with 3 N AC 400 V 50 Hz + hot water connection.





# Dishwasher PFD 400 Speed

Front-loading machine/clean water washing system  
MasterLine



The images show the PFD 400 solo model.

**Dishwasher PFD 400**

- For hostels, motels, cafes, bakeries and delicatessens
- Flushing system with clean water connection for best cleaning performance and cleaning hygiene

**Plus**

- Shortest program duration: 8 minutes.
- Very effective cleaning performance in 2 wash levels
- Maximum cleaning capacity 285 plates/hour. Additional cutlery and dishware in the upper and lower baskets
- Can be installed under the kitchen countertop.
- Easy access to the Miele Move digital platform

**Optional**

- Level-sensing dosing module for liquid detergents
- Plastic baskets on 2 levels with stainless steel support frames available separately

Product Name	Front panel/color	Basket equipment	Electricity connection	Material number	Product number	EAN number
PFD 400 [WB Speed]	LW	Baskets included	3 N AC 400 V 50 HZ	12066280	61040001SEE	4002516577058
PFD 400 [WB Speed]	SST	Baskets included	3 N AC 400 V 50 HZ	12066260	61040010SEE	4002516577034
PFD 400 U [WB Speed]	LW	Baskets included	3 N AC 400 V 50 HZ	12066290	61040020SEE	4002516577065
PFD 400 U [WB Speed]	SST	Baskets included	3 N AC 400 V 50 HZ	12066270	61040030SEE	4002516577041

# Technical data

## MasterLine

Dishwasher	PFD 400 (U)
Under-counter model without lid, with/without base recess	-/-
Solo device	-
White (LW)/stainless steel (SST) outer coating	-/-
High quality stainless steel wash cabinet	-
Dry+ Drying	-
AutoOpen/AutoClose	-
Cover lock (optionally code protected)	-
Strainer control	-
<b>Performance</b>	
Circulation pump, Q <sub>max</sub> [l/min]	390
Shortest program duration <sup>2)</sup> [min.]	8
Maximum cleaning performance <sup>2)</sup> [plates/hour, without cutlery holder]	285
Max. rinse temperature [°C]	70
<b>Control system, programs</b>	
Program control	M Touch Basic
Number of programs	9
Program names can be changed	-
Max. delayed start [hours]	24
Time remaining, target and actual temperature display	-
A0 value display	-
<b>Water connections</b>	
Number of cold/hot water connections (max. 65 °C), flow pressure 0.4-10 bar (40-1,000 kPa)	1
Drain pump DN 22, pumping height 100 cm	-
<b>Electricity connection</b>	
3 N AC 400 V, 50 Hz, connection cable approx. 1,9 m	-
Heating [kW]	8,5
Heat pump [kW]	0,4
Total connection [kW]	8,9
Fuse [A]	3 x 16
1 N AC 230 V, convertible to 50 Hz	-
<b>Dosing equipment</b>	
1 combi dosing device on the lid for detergent (powder/tablet) and rinse aid	-
1 built-in dosing pump for liquid detergent	-
Salt reservoir in the lid	-
<b>Connection possibilities</b>	
Dosing device for liquid detergent/rinse aid	● /-
Wi-Fi	●
<b>Water softener</b>	
For cold water and hot water up to 65 °C, max. water hardness 60 °dH	●
<b>Vapor condensate</b>	
Steam condenser with spray beam	-
<b>Measurement, Weight</b>	
Solo device external dimensions H/W/D [mm]	835-895/598/598
Undercounter device external dimensions H/W/D [mm]	820-880/598/580
Mounting niche width [mm]	600
Wash cabinet dimensions H/W [mm]	559/536
Wash cabinet dimensions D [mm]	O: 474/U: 516
Height of placement on the floor [mm]	216
Net weight of freestanding/undercountertop device [kg]	74,5/64,5
<b>Test marks and symbols</b>	
CE, compliant with Machinery Safety Directive 2006/42/EC, EMU wireless connection protection, water hammer protection IPX1	●
Hygiene certificate, virus stamp	●

<sup>1)</sup> Undercounter models are indicated by a letter "U" in the appliance name.

<sup>2)</sup> Information based on 3 N AC 400 V, 50 Hz electrical connection, 65 °C hot water connection.

# Dishwasher PFD 400 Speed

Front-loading machine/clean water washing system

Standard - Optional with separately purchased accessory - = Not available

MasterLine



# Dishwasher PFD 401 SpeedPlus

Front-loading machine/clean water washing system MasterLine



The images show the PFD 401 solo model.

### Dishwasher PFD 401/401 DOS

- For hotels, restaurants, restaurants, restaurants, schools
- Flushing system with clean water connection for best cleaning performance and cleaning hygiene

### Plus

- Shortest program duration: 5 minutes.
- Very effective cleaning performance in 2 wash levels
- Maximum cleaning capacity 456 plates/hour (without cutlery holder) or 384 plates/hour plus additional cutlery and other dishes in the upper and lower baskets
- Can be installed under the kitchen countertop.
- Easy access to the Miele Move digital platform

### Optional

- Built-in level-sensing dosing pump for liquid detergents
- Plastic baskets on 2 levels with stainless steel support frames available separately

Product Name	Front panel/color	Basket equipment	Electricity connection	Material number	Product number	EAN number
PFD 401 [WB SpeedPlus]	LW	Baskets included	3 N AC 400 V 50 HZ	12066340	61040101SEE	4002516577119
PFD 401 [WB SpeedPlus]	SST	Baskets included	3 N AC 400 V 50 HZ	12066300	61040110SEE	4002516577072
PFD 401 U [WB SpeedPlus]	LW	Baskets included	3 N AC 400 V 50 HZ	12066360	61040120SEE	4002516577133
PFD 401 U [WB SpeedPlus]	SST	Baskets included	3 N AC 400 V 50 HZ	12066320	61040130SEE	4002516577096
PFD 401 DOS [WB SpeedPlus]	LW	Baskets included	3 N AC 400 V 50 HZ	12066350	61040182SEE	4002516577126
PFD 401 DOS [WB SpeedPlus]	SST	Baskets included	3 N AC 400 V 50 HZ	12066310	61040187SEE	4002516577089
PFD 401 U DOS [WB SpeedPlus]	LW	Baskets included	3 N AC 400 V 50 HZ	12066370	61040180SEE	4002516577140
PFD 401 U DOS [WB SpeedPlus]	SST	Baskets included	3 N AC 400 V 50 HZ	12066330	61040185SEE	4002516577102



# Technical data

## MasterLine

Dishwasher	PFD 401 (U) <sup>1)</sup>	PFD 401 (U) <sup>1)</sup> DOS
Under-counter model without lid, with/without base recess	-/-	-/-
Solo device	-	-
White (LW)/stainless steel (SST) outer coating	-/-	-/-
High quality stainless steel wash cabinet	-	-
Dry+ Drying	-	-
AutoOpen/AutoClose	-	-
Cover lock (optionally code protected)	-	-
Strainer control	-	-
<b>Performance</b>		
Circulation pump, Q <sub>max</sub> [l/min]	390	390
Shortest program duration <sup>2)</sup> [min.]	5	5
Maximum cleaning performance <sup>2)</sup> [plates/hour, without cutlery holder]	456	456
Max. rinse temperature [°C]	70	70
<b>Control system, programs</b>		
Program control	M Touch Basic	M Touch Basic
Number of programs	11	11
Program names can be changed	-	-
Max. delayed start [hours]	24	24
Time remaining, target and actual temperature display	-	-
A0 value display	-	-
<b>Water connections</b>		
Number of cold/hot water connections (max. 65 °C), flow pressure 0.4-10 bar (40-1,000 kPa)	1/1	1/1
Drain pump DN 22, pumping height 100 cm	-	-
<b>Electricity connection</b>		
3 N AC 400 V, 50 Hz, connection cable approx. 1,9 m	-	-
Heating [kW]	8,5	8,5
Heat pump [kW]	0,4	0,4
Total connection [kW]	8,9	8,9
Fuse [A]	3 x 16	3 x 16
1 N AC 230 V, convertible to 50 Hz	-	-
<b>Dosing equipment</b>		
1 combi dosing device on the lid for detergent (powder/tablet) and rinse aid	-	-
1 built-in dosing pump for liquid detergent	-	-
Salt reservoir in the lid	-	-
<b>Connection possibilities</b>		
Dosing device for liquid detergent/rinse aid	-/-	-/-
Wi-Fi	-	-
<b>Water softener</b>		
For cold water and hot water up to 65 °C, max. water hardness 60 °dH	-	-
<b>Vapor condensate</b>		
Steam condenser with spray beam	-	-
<b>Measurement, Weight</b>		
Solo device external dimensions H/W/D [mm]	835-895/598/598	835-895/598/598
Undercounter device external dimensions H/W/D [mm]	820-880/598/580	820-880/598/580
Mounting niche width [mm]	600	600
Wash cabinet dimensions H/W [mm]	559/536	559/536
Wash cabinet dimensions D [mm]	O: 474/U: 516	O: 474/U: 516
Height of placement on the floor [mm]	216	216
Net weight of freestanding/under bench device [kg]	74,5/64,5	75/ 66,5
<b>Test marks and symbols</b>		
CE, compliant with Machinery Safety Directive 2006/42/EC, EMU wireless connection protection, water hammer protection IPX1	-	-
Hygiene certificate, virus stamp	-	-

<sup>1)</sup> Undercounter models are indicated by a letter "U" in the appliance name.

<sup>2)</sup> Information based on 3 N AC 400 V, 50 Hz electrical connection, 65 °C hot water connection.

# Dishwasher PFD 401 SpeedPlus

Front-loading machine/clean water washing system MasterLine

- = Standard - = Optional with separately purchased accessory - = Not available



# Dishwasher PFD 404 Hygiene

Front-loading machine/clean water washing system

MasterLine



The images show the PFD 404 solo model.

## Dishwasher PFD 404/404 DOS

- For nursing homes, hospitals and kindergartens
- Flushing system with clean water connection for best cleaning performance and cleaning hygiene

### Plus

- Special hygiene programs
- Standard rinse temperature 85 °C (except Super short program)
- Shortest program duration: 5 minutes.
- Very effective cleaning performance in 2 wash levels
- Maximum cleaning capacity 456 plates/hour (without cutlery holder) or 384 plates/hour plus additional cutlery and other dishes in the upper and lower baskets
- Steam condenser with spray beam
- Can be installed under the kitchen countertop.
- AutoOpen/AutoClose lid automatics

### Optional

- Built-in level-sensing dosing pump for liquid detergents
- Plastic baskets on 2 levels with stainless steel support frames available separately

Product Name	Front panel/color	Basket equipment	Electricity connection	Material number	Product number	EAN number
PFD 404 [WB Hygiene]	LW	Baskets included	3 N AC 400 V 50 HZ	12066430	61040401SEE	4002516577201
PFD 404 [WB Hygiene]	SST	Baskets included	3 N AC 400 V 50 HZ	12066380	61040410SEE	4002516577157
PFD 404 U [WB Hygiene]	LW	Baskets included	3 N AC 400 V 50 HZ	12066450	61040420SEE	4002516577225
PFD 404 U [WB Hygiene]	SST	Baskets included	3 N AC 400 V 50 HZ	12066400	61040430SEE	4002516577171
PFD 404 U [WOB Hygiene]	SST	No basket	3 N AC 400 V 50 HZ	12066410	61040431SEE	4002516577188
PFD 404 DOS [WB Hygiene]	LW	Baskets included	3 N AC 400 V 50 HZ	12066440	61040482SEE	4002516577218
PFD 404 DOS [WB Hygiene]	SST	Baskets included	3 N AC 400 V 50 HZ	12066390	61040487SEE	4002516577164
PFD 404 U DOS [WB Hygiene]	LW	Baskets included	3 N AC 400 V 50 HZ	12066460	61040480SEE	4002516577232
PFD 404 U DOS [WB Hygiene]	SST	Baskets included	3 N AC 400 V 50 HZ	12066420	61040485SEE	4002516577195

# Technical data

## MasterLine

Dishwasher	PFD 404 (U) <sup>1)</sup>	PFD 404 (U) <sup>1)</sup> DOS
Under-counter model without lid, with/without base recess	-/-	-/-
Solo device	-	-
White (LW)/stainless steel (SST) outer coating	-/-	-/-
High quality stainless steel wash cabinet	-	-
Dry+ Drying	-	-
AutoOpen/AutoClose	-	-
Cover lock (optionally code protected)	-	-
Strainer control	-	-
<b>Performance</b>		
Circulation pump, Q <sub>max</sub> [l/min]	390	390
Shortest program duration <sup>2)</sup> [min.]	5	5
Maximum cleaning performance <sup>2)</sup> [plates/hour, without cutlery holder]	456	456
Max. rinse temperature [°C]	85	85
<b>Control system, programs</b>		
Program control	M Touch Flex	M Touch Flex
Number of programs	12	12
Program names can be changed	-	-
Max. delayed start [hours]	24	24
Time remaining, target and actual temperature display	-	-
A0 value display	-	-
<b>Water connections</b>		
Number of cold/hot water connections (max. 65 °C), flow pressure 0.4-10 bar (40-1,000 kPa)	1/1	1/1
Drain pump DN 22, pumping height 100 cm	-	-
<b>Electricity connection</b>		
3 N AC 400 V, 50 Hz, connection cable approx. 1,9 m	-	-
Heating [kW]	8,5	8,5
Heat pump [kW]	0,4	0,4
Total connection [kW]	8,9	8,9
Fuse [A]	3 x 16	3 x 16
1 N AC 230 V, convertible to 50 Hz	-	-
<b>Dosing equipment</b>		
1 combi dosing device on the lid for detergent (powder/tablet) and rinse aid	-	-
1 built-in dosing pump for liquid detergent	-	-
Salt reservoir in the lid	-	-
<b>Connection possibilities</b>		
Dosing device for liquid detergent/rinse aid	-/-	-/-
Wi-Fi	-	-
<b>Water softener</b>		
For cold water and hot water up to 65 °C, max. water hardness 60 °dH	-	-
<b>Vapor condensate</b>		
Steam condenser with spray beam	-	-
<b>Measurement, Weight</b>		
Solo device external dimensions H/W/D [mm]	835-895/598/598	835-895/598/598
Undercounter device external dimensions H/W/D [mm]	820-880/598/595	820-880/598/595
Mounting niche width [mm]	600	600
Wash cabinet dimensions H/W [mm]	559/536	559/536
Wash cabinet dimensions D [mm]	O: 474/U: 516	O: 474/U: 516
Height of placement on the floor [mm]	216	216
Net weight of freestanding/under bench device [kg]	78/74,5	78,5/76,5
<b>Test marks and symbols</b>		
CE, compliant with Machinery Safety Directive 2006/42/EC, EMU wireless connection protection, water hammer protection IPX1	-	-
Hygiene certificate, virus stamp	-	-

<sup>1)</sup> Undercounter models are indicated by a letter "U" in the appliance name.

<sup>2)</sup> Information based on 3 N AC 400 V, 50 Hz electrical connection, 65 °C hot water connection.

# Dishwasher PFD 404 Hygiene

Front-loading machine/clean water washing system

Standard - Optional with separately purchased accessory - = Not available

MasterLine





# Dishwasher PFD 407 HygienePlus

Front-loading machine/clean water washing system MasterLine



The images show the PFD 407 solo model.

## Dishwasher PFD 407/407 DOS

- For nursing homes, hospitals and kindergartens
- Flushing system with clean water connection for best cleaning performance and cleaning hygiene

### Plus

- Special hygiene programs
- Rinsing at 93 °C and max. Thermal disinfection with 10 minutes waiting time
- Shortest program duration: 5 minutes.
- Very effective cleaning performance in 2 wash levels
- Maximum cleaning capacity 456 plates/hour (without cutlery holder) or 384 plates/hour plus additional cutlery and other dishes in the upper and lower baskets
- Steam condenser with spray beam
- Can be installed under the kitchen countertop.
- AutoOpen/AutoClose lid automatics

### Optional

- Built-in level-sensing dosing pump for liquid detergents
- Plastic baskets on 2 levels with stainless steel support frames available separately



### Effective against viruses - Scientifically approved

In fact, with the Vario TD program, more than 99.99% of viruses are destroyed, going beyond what is stated in the golden virus stamp. This unparalleled cleaning performance is thanks to the information provided at the end of the program about the security functions and the program parameters reached. also, the PFD 407 dishwasher was given the exceptional virus stamp InFluenc\_H by the institute.

Product Name	Front panel/color	Basket equipment	Electricity connection	Material number	Product number	EAN number
PFD 407 [WB HygienePlus]	LW	Baskets included	3 N AC 400 V 50 HZ	12066510	61040701SEE	4002516577287
PFD 407 [WB HygienePlus]	SST	Baskets included	3 N AC 400 V 50 HZ	12066470	61040710SEE	4002516577249
PFD 407 U [WB HygienePlus]	LW	Baskets included	3 N AC 400 V 50 HZ	12066520	61040720SEE	4002516577294
PFD 407 U [WB HygienePlus]	SST	Baskets included	3 N AC 400 V 50 HZ	12066490	61040730SEE	4002516577263
PFD 407 DOS [WB HygienePlus]	SST	Baskets included	3 N AC 400 V 50 HZ	12066480	61040787SEE	4002516577256

TFD/021 BOS (VPL-HyLinePlus)	SST	Baskets included	3 N AC 400 V 50 HZ	12066500	61040785SEE	4002516577270
------------------------------	-----	------------------	--------------------	----------	-------------	---------------

# Technical data

MasterLine

# Dishwasher PFD 407 HygienePlus

Front-loading machine/clean water washing system MasterLine

Dishwasher	PFD 407 (U) <sup>1)</sup>	PFD 407 (U) <sup>1)</sup> DOS
Under-counter model without lid, with/without base recess	-/-	-/-
Solo device	-	-
White (LW)/stainless steel (SST) outer coating	-/-	-/-
High quality stainless steel wash cabinet	-	-
Dry+ Drying	-	-
AutoOpen/AutoClose	-	-
Cover lock (optionally code protected)	-	-
Strainer control	-	-
<b>Performance</b>		
Circulation pump, Q <sub>max</sub> [l/min]	390	390
Shortest program duration <sup>2)</sup> [min.]	5	5
Maximum cleaning performance <sup>2)</sup> [plates/hour, without cutlery holder]	456	456
Max. rinse temperature [°C]	93	93
<b>Control system, programs</b>		
Program control	M Touch Flex	M Touch Flex
Number of programs	12	12
Program names can be changed	-	-
Max. delayed start [hours]	24	24
Time remaining, target and actual temperature display	-	-
A0 value display	-	-
<b>Water connections</b>		
Number of cold/hot water connections (max. 65 °C), flow pressure 0.4-10 bar (40-1,000 kPa)	1/1	1/1
Drain pump DN 22, pumping height 100 cm	-	-
<b>Electricity connection</b>		
3 N AC 400 V, 50 Hz, connection cable approx. 1,9 m	-	-
Heating [kW]	8,5	8,5
Heat pump [kW]	0,4	0,4
Total connection [kW]	8,9	8,9
Fuse [A]	3 x 16	3 x 16
1 N AC 230 V, convertible to 50 Hz	-	-
<b>Dosing equipment</b>		
1 combi dosing device on the lid for detergent (powder/tablet) and rinse aid	-	-
1 built-in dosing pump for liquid detergent	-	-
Salt reservoir in the lid	-	-
<b>Connection possibilities</b>		
Dosing device for liquid detergent/rinse aid	-/-	-/-
Wi-Fi	-	-
<b>Water softener</b>		
For cold water and hot water up to 65 °C, max. water hardness 60 °dH	-	-
<b>Vapor condensate</b>		
Steam condenser with spray beam	-	-
<b>Measurement, Weight</b>		
Solo device external dimensions H/W/D [mm]	835-895/598/598	835-895/598/598
Undercounter device external dimensions H/W/D [mm]	820-880/598/595	820-880/598/595
Mounting niche width [mm]	600	600
Wash cabinet dimensions H/W [mm]	559/536	559/536
Wash cabinet dimensions D [mm]	O: 474/U: 516	O: 474/U: 516
Height of placement on the floor [mm]	216	216
Net weight of freestanding/under bench device [kg]	78/74,5	78,5/76,5
<b>Test marks and symbols</b>		
CE, compliant with Machinery Safety Directive 2006/42/EC, EMU wireless connection protection, water hammer protection IPX1	-	-
Hygiene certificate, virus stamp	-	-

<sup>1)</sup> Undercounter models are indicated by a letter "U" in the appliance name.

<sup>2)</sup> Information based on 3 N AC 400 V, 50 Hz electrical connection, 65 °C hot water connection.

# Technical data

- = Standard - = Optional with separately purchased accessory - = Not available

MasterLine

# Programs and parameters

## MasterLine

Program	PFD 400 Speed	Washing [°C] <sup>1</sup>	Rinsing [°C] <sup>1</sup>	Program duration <sup>5</sup> [min.]	PFD 401 SpeedPlus	Washing [°C] <sup>1</sup>	Rinsing [°C] <sup>1</sup>	Program duration <sup>5</sup> [min.]	PFD 402 SpeedAir	Washing [°C] <sup>2</sup>	Rinsing [°C] <sup>2</sup>	Program duration <sup>5</sup> [min.]
Super short	-	-	-	-	—	55	55	5	—	55	55	5
Short	—	55	60	8	—	55	60	8	—	55	80	16
Universal	—	55	60	11	—	55	60	11	—	55	80	19
Intensive	—	65	60	16	—	65	60	19	—	66	80	25
Cups	—	50	50	10	—	50	50	11	—	50	70	18
Beer glasses	—	50	Cold	10	—	50	Cold	12	—	50	Cold	12
Hygiene	—	70	60	22	—	70	60	23	—	70	80	31
Hygiene +	-	-	-	-	-	-	-	-	-	-	-	-
Vario TD	-	-	-	-	-	-	-	-	-	-	-	-
Cutlery	-	-	-	-	—	60	55	17	—	60	70	25
Plastics	—	50	60	15	—	50	60	16	—	50	80	23
Energy savings	—	45	50	23	—	45	50	23	—	45	70	31
Water softening	—	-	-	15	—	-	-	15	—	-	-	15
Cold	—	-	-	3	—	-	-	3	—	-	-	3
Water drainage	—	-	-	1	—	-	-	1	—	-	-	1

Program	PFD 404 Hygiene	Washing [°C] <sup>3</sup>	Rinsing [°C] <sup>3</sup>	Program duration <sup>5</sup> [min.]	PFD 405 HygieneAir	Washing [°C] <sup>3</sup>	Rinsing [°C] <sup>3</sup>	Program duration <sup>5</sup> [min.]	PFD 407 HygienePlus	Washing [°C] <sup>4</sup>	Rinse Program [°C] <sup>4</sup>	Program duration <sup>5</sup> [min.]
Super short	—	55	55	5	—	55	55	5	●	55	55	5
Short	—	66	85	12	●	66	85	20	●	55	60	8
Universal	—	66	85	19	●	66	85	26	●	55	60	11
Intensive	—	66	85	21	●	66	85	29	●	65	60	19
Cups	—	50	50	11	●	50	70	18	●	50	50	11
Beer glasses	—	50	Cold	12	●	50	Cold	12	-	-	-	-
Hygiene	—	60	85	21	●	60	85	29	●	60	85	21
Hygiene +	—	70	85	29	●	70	85	37	●	70	85	29
Vario TD	-	-	-	-	-	-	-	-	●	55	93	21
Cutlery	—	60	55	17	●	60	70	25	●	60	55	17
Plastics	—	50	60	16	●	50	80	23	●	50	60	16
Energy savings	—	45	50	23	●	45	70	31	●	45	50	23
Water softening	—	-	-	15	●	-	-	15	●	-	-	15
Cold	—	-	-	3	●	-	-	3	●	-	-	3
Water drainage	—	-	-	1	●	-	-	1	●	-	-	1

## Hygiene programs

For dishes with high hygiene requirements.

In addition, there is the Vario TD program for extra hygienic cleaning in the kitchens of isolation and infection departments in hospitals.

Programs	Definition	Model
Hygiene	Washing temperature: 70 °C Final rinse temperature: 60 °C or 80 °C Holding time (final rinse): (PFD 402) 3 minutes	PFD 400 PFD 401 PFD 402
Hygiene	Washing temperature: 60 °C Final rinse temperature: 85 °C Holding time (final rinse): 4 minutes	PFD 404 PFD 405 PFD 407
Hygiene +	Washing temperature: 70 °C Final rinse temperature: 85 °C Holding time (final rinse): 4 minutes	PFD 404 PFD 405 PFD 407
Vario TD	Washing temperature: 55 °C Final rinse temperature: 93 °C Holding time (final rinse): 1 minute	PFD 407

<sup>1,2,3,4</sup> The settings in the wash can be adjusted as follows (except for the super short program, in this program max. 70 °C, max. 5 min: The soaking time can be set between 0-10 min. in steps of 1 min.  
The temperature can be adjusted in steps of 1 °C, in this case [1]: 30-70 °C, [2]: 30-80 °C, [3]: 30-85 °C, [4]: 30-93 °C

<sup>5</sup> 3 N Connection to AC 400 V, 50 Hz, hot water 65 °C



# Standard basket equipment

## MasterLine

### Upper basket APFD 215

With 2 cup racks and removable APFD 415 plug-in

#### Plus

- For 18 bowls and 32 saucers or 18 dessert plates and 20 cups
- Height adjustment can be changed by 5 cm in 2 positions.
- Maximum filling height 20 cm (lower basket position)
- Maximum filling height under cup shelf 90 mm
- Plastic coated

### Bottom basket APFD 220

With removable attachment:  
2 pcs E 816 for plates and 2 pcs APFD 420 for cutlery

#### Plus

- For 38 plates or 32 plates and cutlery
- Filling height max. 33 cm (upper basket in upper position)
- With handles for ergonomic handling
- Plastic coated



In addition to the standard basket equipment, MasterLine dishwashers can be equipped with other baskets and attachments from a wide range of accessories to better meet individual dishwashing requirements. This can result in different loading heights. It is also possible to wash extra large dishes without a top basket.




The table below gives an overview of the possible filling heights in the case of 500 x 500 mm cup basket sets.

Carrier	Basket/add-on	Top basket position	Max. cup heights (mm)
APFD 220	U 54x/U 64x, without extension piece	Top/bottom	73
APFD 220	U 54x/U 64x, with short extension piece	Top/bottom	140-175
U 876	U 54x/U 64x, without extension piece	Top/bottom	73
U 876	U 54x/U 64x, with short extension piece	Top/bottom	140-175
U 876	U 54x/U 64x, with long extension piece	Top	200-230
APFD 220	U 53x/U 63x, without extension piece	Top/bottom	73
APFD 220	U 53x/U 63x, with short extension piece	Top/bottom	110-140
APFD 220	U 53x/U 63x, with long extension piece	Top	175-200
U 876	U 53x/U 63x, without extension piece	Top/bottom	73
U 876	U 53x/U 63x, with short extension piece	Top/bottom	110-140
U 876	U 53x/U 63x, with long extension piece	Top	175-200

# Models

## MasterLine

Miele MasterLine dishwashers are available for various installation conditions:  
as a kitchen unit/under-counter installation or as a stand-alone appliance.

Solo device	Under-counter device type 1 Plinth recessed	Under-counter device type 2 Plinth without recess
<p>Solo models</p> 	<p>Under-counter versions of the models PFD 400   401   401   404   407   408</p> 	<p>Undercounter options for models with built-in dosing pump and/or Dry+ drying PFD 401   402   404   405   407</p> 
	<p><b>Device depth</b></p> <p><b>PFD 400, 401, 402, 405:</b></p> <ul style="list-style-type: none"><li>● 580 mm</li><li>● Flush mounting is possible in normal body sizes.</li></ul> <p><b>PFD 404, 407, 408:</b></p> <ul style="list-style-type: none"><li>● 595 mm</li><li>● Flush mounting <b>is not</b> possible in normal body dimensions.</li></ul>	

### Under-counter device type 2




Under-counter models have a height-adjustable plinth section to visually adjust the device height to the height of the worktop. As seen on the PDF 402 or 405 in the images below.



# Plinth options for Type 1 under-counter models

## MasterLine

Thanks to the plinth recess in type 1 undercounter models, perfect integration into different kitchen conditions is possible with the help of a wide range of accessories. Type 2 has no plinth recess, so there are no alternative integration possibilities.

With seamless plinth panel		Without continuous plinth panel
Plinth recessed	Plinth recessed	Plinth without recess
		
The height of the lower edge of the worktop is 82 cm and the body size is 720 mm (top image)		
With ABL 50	With ABL 50 and SBU base panel (included in scope of delivery)	With Stand 2 or APFD 001 conversion kit*
The height of the lower edge of the worktop is 88 cm and the body size is 780 mm (not pictured)		
With ABL 110	With ABL 110 and SBU base panel (included in scope of delivery)	With Stand 2 or APFD 001 conversion kit*

### Flexible mounting options for the plinth panel

The plinth panel can be mounted in different ways in terms of depth and height to best adapt to the existing installation conditions. ly. Thanks to the supplied spacers, a plinth recess can be achieved in 4 steps with a range of 10 mm from 78 to 108 mm (measured from the cover outer panel). With a height of 126 mm and a variable mounting dimension (height adjustment up to 64.25 mm), device heights of 82 to 88 cm can be accommodated. Depending on the device height, a closing panel is required for the gap between the bottom edge of the door and the plinth panel.

### Adaptation to body dimensions

The front panel of the dishwashers is 670 mm high. Suitable closing panels are available as accessories (ABL 50 and ABL 110), for example to achieve the normal body dimensions of 720 or 780 mm. The use of custom-made closure panels (e.g. f r o m a kitchen furniture manufacturer) is possible from a cabinet height of 690 mm. A chamfer (45°) must be applied to the top edge and a gap of 5 mm must be left to the bottom edge of the cover outer panel (cover movement area). Suitable fixing brackets for mounting the closing panel (2 pcs, material-me number 9187440, spare parts) must be used. The height of the closing panel is determined as follows: Subtract the height of the device front panel (670 mm) and the clearance dimension (5 mm) from the housing height.

\* The Stand 2 conversion kit has a fixed height of 140 mm. The height adjustable APFD 001 base can be used to accommodate the required height adjustment of the legs (adjustment

# Dishwasher PTD 703 UNIVERSAL

31

Front loading machine/tank washing system





# Dishwasher PTD 703 UNIVERSAL

Front loading machine/tank washing system



Optional baskets.

**Dishwasher PTD 703**

- Dishwasher
- For hotels, restaurants and catering establishments
- Dishwashing system with tank for continuous use in the dishwashing room

**Plus**

- Shortest program duration: 55 sec.
- Max. washing performance 1,170 plates/hour
- Built-in dosing pumps for rinse aid and detergent, including 2 dosing pipes for external dosing.
- Dish-specific programs
- Can be installed under the kitchen countertop.

**Optional**

- Optional basket equipment
- Built-in detergent tanks
- Basic equipment without internal pumps (for detergent and rinse aid)
- Built-in water softener
- Stainless steel back panel, water hammer protection type IPX5
- Base for ergonomic use

# Technical data

# Dishwasher PTD 703 UNIVERSAL

Front loading machine/tank washing system

Dishwasher with tank washing system	PTD 703 AE Basic   AE   AE DOS	PTD 703 AE WES   AE WES DOS
Front filling machine with bottom hinged lid	•	•
The freestanding device can be installed under the worktop.	•	•
High quality stainless steel wash cabinet	•	•
<b>Performance</b>		
Circulation pump, Q <sub>max</sub> [l/min]	200	200
Shortest program duration [sec]	55	55
Max. theoretical basket performance per hour, program 1/2/3	40/28/24	40/28/24
<b>Screen remote control</b>		
Electronic control via touch screen	•	•
Automatic program start after the lid is closed	programmable	programmable
Temperature display for tank and boiler	•	•
Program flow indicator	•	•
Delayed start-up for operational preparations	•	•
Comprehensive information (e.g. operating instructions, operating data, indicators)	•	•
<b>Programs</b>		
3 standard programs for dishwashing	•	•
Additional special and specific programs	•	•
Self-cleaning program for the machine	•	•
<b>Washing system</b>		
Rotary spray system (top and bottom)	•	•
Tank volume [l]/water consumption per wash cycle* [l]	15,3/2	15,3/2
Spray arm tracking	•	•
Tested and validated efficacy against viruses	•	•
<b>Water connection</b>		
Cold water or hot water connection (max. 60 °C)	•	•
Flow pressure	1-10 bar (100-1,000 kPa)	1-10 bar (100-1,000 kPa)
Pressurizing pump/drain pump	-/-	-/-
Pumping height of the discharge pump (with 85 cm with the discharge vent closed)	60 cm	60 cm
<b>Electricity connection</b>		
3 N AC 380-415 V, 50 Hz, 10/16 A	-	-
Tank heater [kW]	1,8	1,8
Boiler [kW]	4,9	4,9
Circulation pump [kW]	0,6	0,6
Drain pump [W]	65	65
Pressurizing pump [W]	140	140
Total connected power (three-phase/alternating current) [kW]	9,7/4,1	9,7/4,1
<b>Dosing equipment/connection</b>		
Built-in dosing pumps for rinse aid and liquid detergent	AE, AE DOS	AE WES, AE WES DOS
2 traction tubes for external detergent dispenser	AE	AE WES
2 internal detergent tanks	AE DOS	AE WES DOS
<b>Built-in water purification</b>		
Built-in water softening	-	-
Water hardness range [°dH]	-	0-31 (recommended max. 15)
<b>Measurement, Weight</b>		
Width [mm]	600	600
Height (including adjustable feet; for leveling) [mm]	820-855	820-855
Depth (excluding/including detergent tanks) [mm]	617/637	617/637
Depth with open lid [mm]	1.034	1.034
Wash cabinet dimensions H/W/D [mm]	404/510/568	404/510/568
Basket size [mm]	500 x 500	500 x 500
Height of placement on the floor [mm]	328	328
Net/gross weight [kg]	69/79	69/79
Stainless steel outer coating	-	-
Back panel	Plastic, IPX3	Plastic, IPX3
<b>Test marks and symbols</b>		
CE, SVGW	-	-

- = Standard, - = Not available

# Technical

\* Under ideal conditions. The water consumption for the final rinse depends on the conditions at the place of use.  
Rinsing is done during commissioning.



# Programs and parameters of tank dishwashers

## Dishwasher with tank PTD 703

PTD 703			
Program	Washing [°C]	Final rinse [°C]**	Washing time* cleaning [sec]
1	62	85	71
2	62	85	110
3	62	85	132

\* For straining/final rinse approx. 20 sec  
\*\* Set standard final rinse temperature max. 90 °C.





## Accessories and digital products

---

Accessories for ProfiLine

Baskets and  
attachments

Panels

Installation accessories

Plinths

Accessories for dishwashers with tank dishwashing  
system

Dosing modules

Water treatment accessories

# Accessories for ProfiLine

For PFD 101 i, PFD 102 i and PFD 103 SCi



## APFD 002

**Stainless steel front coating: W 60 x H 57 cm for built-in ProfiLine dishwashers**

- Perfect harmony of the design of the front panel and control panel



## APFD 003

**Stainless steel front coating: W 60 x H 60 cm for built-in ProfiLine dishwashers**

- Perfect harmony of the design of the front panel and control panel



## APFD 004

**Stainless steel front coating: W 60 x H 65 cm for built-in ProfiLine dishwashers**

- Perfect harmony of the design of the front panel and control panel

PFD 104 for SCVi



## APFD 005

**Stainless steel front coating: W 60 x H 72 cm for fully built-in ProfiLine dishwashers**

- No hole
- Design in perfect harmony with the kitchen environment




## APFD 006

**Stainless steel front coating: W 60 x H 77 cm for fully built-in ProfiLine dishwashers**

- No hole
- Design in perfect harmony with the kitchen environment

For PFD 10x device series



## APFD 421


**Cutlery basket for additional cutlery capacity in the lower basket of ProfiLine dishwashers.**

- Easily attached as an attachment to the cutlery drawer
- Also suitable for large parts such as beaters
- The cutlery basket can be positioned flexibly in the lower basket.

Accessories	Definition	Material number	Product number	EAN number
APFD 002	Stainless steel front coating: W x H, 60 x 57 cm for built-in ProfiLine dishwashers	12255290	67500201D	4002516657873
APFD 003	Stainless steel front coating: W x H, 60 x 60 cm for built-in ProfiLine dishwashers	12256170	67500301D	4002516658009
APFD 004	Stainless steel front coating: W x H, 60 x 65 cm for built-in ProfiLine dishwashers	12256210	67500401D	4002516658016
APFD 005	Stainless steel front coating: W x H, 60 x 72 cm for fully built-in ProfiLine dishwashers	12256230	67500501D	4002516658023
APFD 006	Stainless steel front coating: W x H, 60 x 77 cm for fully built-in ProfiLine dishwashers	12256240	67500601D	4002516658030
APFD 421	Cutlery basket for additional cutlery capacity in the lower basket of ProfiLine dishwashers.	12256760	67042101D	4002516678687

# For dishwashers with clean water connection system baskets


For PFD 40x device series



## APFD 215

### APFD 415 top basket with extension and 2 folding cup shelves.


- For 18 bowls and 33 saucers or 17 dessert plates and 20 cups
- Height adjustment can be changed by 5 cm in 2 positions.
- Rear connection with integrated spray arm
- Maximum filling height 200 mm
- APFD 415 plug-in is delivered together.
- H/W/D: 203 mm - 518 mm - 486 mm, weight: 3,190 kg



## O 892

### E 812 top basket with add-on and 2 cup shelves for various cups

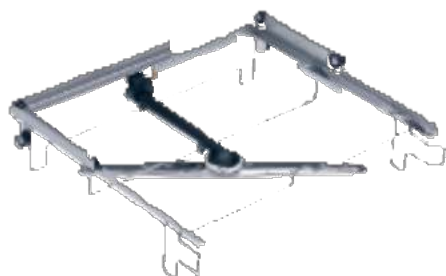
- Height adjustment can be changed by 5 cm in 2 positions.
- The cup straps ensure that glasses with long handles can be held s e c u r e l y .
- Rear connection with integrated spray arm
- Maximum filling height 200 mm
- E 812 cup rack included in delivery.
- H/W/D: 190 mm - 518 mm - 486 mm, weight: 2,970 kg



## APFD 214

### Top basket without add-ons for special filling possibilities.


- Height adjustment can be changed by 5 cm in 2 positions.
- Rear connection with integrated spray arm
- Maximum filling height 20 cm
- H/W/D: 203 mm - 518 mm - 486 mm, weight: 2,900 kg



## O 885

### Upper basket carrier for placing baskets with external dimensions up to 50 x 50 cm.

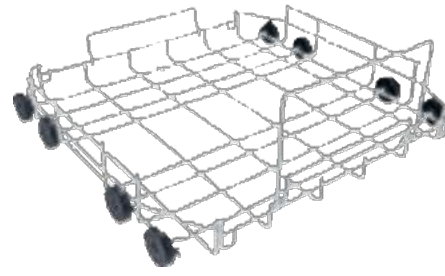
- Maximum filling height 130 mm
- Rear connection with integrated spray arm
- Suitable for placing plastic baskets
- H/W/D: 119 mm - 530 mm - 516 mm, weight: 1,850 kg



## O 898

### 1/2 upper basket carrier for placing attachments

- Maximum filling height 240 mm
- Rear connection with integrated spray arm
- The height adjustment can be changed by 6 cm in 3 positions.
- H/W/D: 206 mm - 527 mm - 526 mm, weight: 2,970 kg



## APFD 220


### Lower basket without add-ons for special filling possibilities.

- For shelves and plastic baskets up to 50 x 50 cm
- With holder for ergonomic handling
- H/W/D: 210 mm - 533 mm - 518 mm,
- Weight 2,190 kg

Accessories	Definition	Material number	Product number	EAN number
APFD 215	APFD 415 top basket with extension and 2 folding cup shelves.	12106020	67021501D	4002516643920
O 892	E 812 top basket with add-on and 2 cup shelves for various cups	9548990	67189201D	4002515276372
APFD 214	Top basket without add-ons for special filling possibilities.	12107560	67021401D	4002516643937
O 885	Upper basket carrier for placing baskets with external dimensions up to 50 x 50 cm.	9548960	67188501D	4002515276358
O 898	1/2 upper basket carrier for placing attachments	10114490	67189801D	4002515573747
APFD 220	Lower basket without add-ons for special filling possibilities.	12107590	67022001D	4002516643944

# For dishwashers with clean water connection system baskets


For PFD 40x device series



## U 876

**Lower basket carrier for attachments or baskets up to 50 x 50 cm.**

- Suitable for placing plastic baskets
- H/W/D: 50 mm - 535 mm - 500 mm, weight: 2,970 kg



## APFD 210

**Basket for optimal placement of up to 16 bottles and other cavity dishes.**

- Easy switching between bottle basket and standard basket
- Hygienic cleaning thanks to injector nozzles
- For use with all Miele industrial dishwashers with clean water connection (adapter required).
- Max. material height 275 mm, diameter 12-95 mm
- H/W/D: 200 mm - 500 mm - 500 mm, weight: 4,750 kg



## APFD 211

**Adapter for using the APFD 210 basket in ProfiLine PFD 10x series dishwashers.**

- W/D: 44 mm - 60.3 mm, weight: 98.5 kg



## APFD 212

**Adapter for using the APFD 210 basket in dishwashers of the PG 80xx and PFD 40x series.**

- W/D: 45 mm - 43.8 mm, weight: 0.115 kg



## E 816

**Attachment for optimal placement of plates.**

- Suitable for U 890 and APFD 220 lower basket
- E 165 or APFD 420 without cutlery basket: 19 plates with a maximum diameter of 33 cm
- With cutlery basket E 165 or APFD 420: Max. 16 plates with a diameter of 33 cm
- H/W/D: 134 mm - 264 mm - 485 mm, weight: 2,500 kg



## E 810


**Attachment for optimal placement of saucers or dessert plates.**

- O 891 is suitable for APFD 214 and APFD 215 upper basket.
- For 33 saucers or 17 dessert plates
- H/W/D: 143 mm - 230 mm - 467 mm, weight: 0.292 kg

Accessories	Definition	Material number	Product number	EAN number
U 876	Lower basket carrier for attachments or baskets up to 50 x 50 cm.	9549160	67187501D	4002515274996
APFD 210	Basket for optimal placement of up to 16 bottles and other cavity dishes.	11717360	67021001D	4002516464808
APFD 211	Adapter for using the APFD 210 basket in ProfiLine PFD 10x series dishwashers.	11717390	67021101D	4002516465119
APFD 212	Adapter for using the APFD 210 basket in dishwashers of the PG 80xx and PFD 40x series.	11717430	67021201D	4002516467243
E 816	Attachment for optimal placement of plates.	9549190	67581601D	4002515275009
E 810	Attachment for optimal placement of saucers or dessert plates.	9549010	67581001D	4002515276389

# For dishwashers with clean water connection system plugins

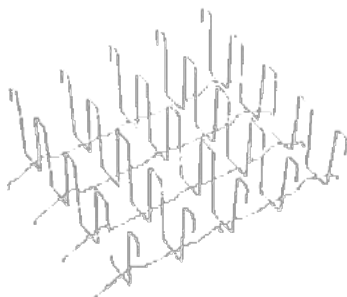
For PFD 40x device series



## APFD 415

**Attachment for optimal placement of bowls, saucers and dessert plates.**


- APFD 215 and APFD 214 are suitable for upper baskets.
- For 18 bowls, 33 saucers or 18 dessert plates
- H/W/D: 143 mm - 284 mm - 483 mm, weight: 0.990 kg



## APFD 417

**Attachment for optimal positioning of 25 reusable beakers.**

- For 25 beakers with a maximum height of 126.5 mm
- Diameter at least 36-50 mm and max. 90 mm for containers
- The minimum diameter depends on the vessel height.



## E 165

**Cutlery basket for storing cutlery.**


- Suitable for E 216 and E 816 racks
- 3 compartments 70 mm x 64 mm
- H/W/D: 110 mm - 70 mm - 218 mm, weight: 0.070 kg



## APFD 420

**Cutlery basket for storing cutlery.**


- Suitable for E 216 and E 816 racks
- 3 compartments 70 x 64 mm
- Detachable ergonomic handle
- APFD 401: 242 mm - 70 mm - 218 mm, weight: 0.090 kg



## APFD 401

**Attachment for optimal placement of medicine containers.**

- Suitable for 60 medicine containers.
- Suitable for placing 10 pieces of APFD 402.
- Equipped with 10 rows with 36 mm strut spacing.
- Maximum height of the dish 42 mm
- Weight 1,225 kg



## APFD 402


**Attachment for optimal positioning of medicine container lids.**

- Suitable for 8 medicine container lids.
- For use in APFD 401 basket plugin
- Suitable for caps with a diameter of 28-35 mm.
- Weight: 0.014 kg

Accessories	Definition	Material number	Product number	EAN number
APFD 415	Attachment for optimal placement of bowls, saucers and dessert plates.	12106030	67041501D	4002516643951
APFD 417	Attachment for optimal positioning of 25 reusable beakers.	12293790	67041701D	4002516682271
E 165	Cutlery basket for storing cutlery.	3808830	67516501D	4002511808850
APFD 420	Cutlery basket for storing cutlery.	12118550	67042001D	4002516643968
APFD 401	Attachment for optimal placement of medicine containers.	10869810	67540101D	4002516152163
APFD 402	Attachment for optimal positioning of medicine container lids.	10869850	67540201D	4002516152170

# For dishwashers with clean water connection system plugins

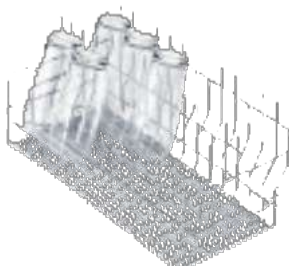
For PFD 40x device series



## E 167

### Cutlery basket for storing cutlery.

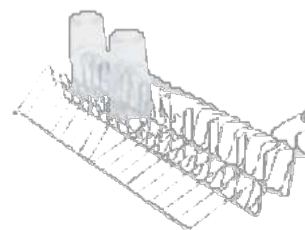
- U 506 is suitable for the plate basket.
- 7 compartments
- Can also be used in dishwashers with tank system.
- H/W/D: 106 mm - 440 mm - 50 mm, weight: 2,241 kg



## E 205

### Attachment for optimal placement of cups.


- Suitable for U 890 and APFD 220 lower basket
- For 17 glasses with a diameter of 6.6 cm
- With perforated sheet metal base to break the pressure of the water coming out
- Headstock height 220 mm
- Maximum cup filling height 270 mm
- H/W/D: 221 mm - 243 mm - 494 mm, weight: 1,400 kg



## E 812

### Attachment for optimal placement of cups.

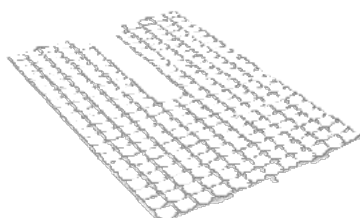
- Suitable for upper baskets O 891, O 892, APFD 214 and APFD 215.
- For 7 cups with a maximum diameter of 60 mm.
- H/W/D: 143 mm - 230 mm - 467 mm, weight: 0.300 kg



## E 10

### Perforated sheet metal bottom for the lower baskets for the desired placement of different dishes such as milk jugs and bowls, etc. 1/2

- Suitable for lower baskets U 876, U 890 and APFD 220.
- Hole size 1.7 x 1.7 cm
- H/W/D: 1 mm - 495 mm - 222 mm, weight: 1,700 kg



## APFD 416

### Perforated sheet metal bottom 1/2 for the upper baskets for the desired placement of different dishes

- APFD 214 and APFD 215 are suitable for upper baskets.
- Hole size 1.6 cm x 1.9 cm
- H/W/D: 15 mm - 284 mm - 464 mm, weight: 0.445 kg

Accessories	Definition	Material number	Product number	EAN number
E 167	Cutlery basket for storing cutlery.	9508730	67616701D	4002515250167
E 205	Attachment for optimal placement of cups.	3808980	67520501D	4002511808874
E 812	Attachment for optimal placement of cups.	9742240	67581201D	4002515387672
E 10	Perforated sheet metal bottom 1/2 for the lower baskets for the desired placement of different dishes such as milk jugs and bowls, etc.	9627360	67500910D	4002515322468
APFD 416	Perforated sheet metal bottom 1/2 for the upper baskets for the desired placement of different dishes	12174880	67041601D	4002516648376



# Dishwashers with tank or clean water connection system

## baskets for ri


Basket size 500 x 500 mm



**U 502**

**Basket for optimal placement of plates.**


- 6 or 9 rows
- Support distance 7 or 4.5 cm
- H/W/D: 109 mm - 500 mm - 500 mm
- 500 mm, weight: 1,400 kg



**U 503**

**Basket for the optimal placement of cutlery.**

- Thinly spaced sole
- Also suitable for ice cream containers.
- There is no cutlery basket.
- H/W/D: 109 mm - 500 mm - 500 mm
- 500 mm, weight: 1,900 kg



**U 504**

**Basket for the optimal placement of cutlery.**

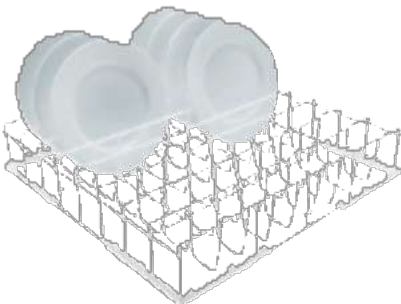
- 9 plastic cutlery baskets included.
- Chamber size 106 mm x 106 mm
- H/W/D: 145 mm - 500 mm - 500 mm
- 500 mm, weight: 2,241 kg



**U 505**

**Basket for general purpose use.**

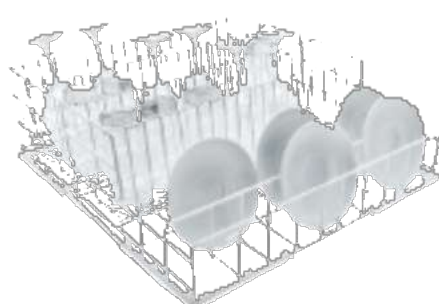
- For pots, bowls, containers, lids, etc.
- Wide caged sole
- Inside height 16 cm
- H/W/D: 195 mm - 500 mm - 500 mm
- 500 mm, weight: 2,200 kg



**U 506**

**Basket for optimal placement of plates.**

- 8 rows for plates of different sizes
- E 167 possibility to adjust the cutlery basket
- Headstock distance 54 mm
- H/W/D: 92 mm - 500 mm - 500 mm
- 500 mm, weight: 2,035 kg



**U 507**

**Basket for typical dishes in cafes.**

- For glasses, cups, saucers, plates, cake plates, saucers, etc.
- Different support heights and distances
- High headstock distance: 9.2 x 11.3 x 9.8 cm
- Low headstock distance: 5.2 x 4.9 x 4.9 cm
- H/W/D: 165 mm - 500 mm - 500 mm
- 500 mm, weight: 2,500 kg

Accessories	Definition	Material number	Product number	EAN number
U 502	Basket for optimal placement of plates.	9508610	67650201D	4002515249963
U 503	Basket for optimal placement of cutlery.	9508660	67650301D	4002515250006
U 504	Basket for optimal placement of cutlery.	9508670	67650401D	4002515250112
U 505	Basket for general purpose use.	9508680	67650501D	4002515250129
U 506	Basket for optimal placement of plates.	9508640	67650601D	4002515249970
U 507	Basket for typical dishes in cafes.	9508700	67650701D	4002515250136



# Dishwashers with tank or clean water connection system

## baskets for ri

Basket size 500 x 500 mm



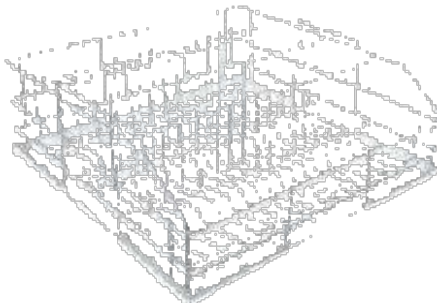
U 508

- Basket for optimal placement of cups.**
- 4 rows for cups with a maximum diameter of 10 cm
  - H/W/D: 104 mm - 500 mm - 500 mm
  - 500 mm, weight: 20 kg



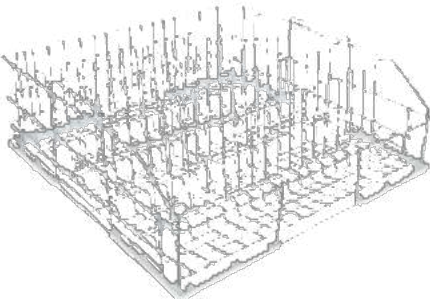
U 520

- Basket for optimal placement of glasses.**
- 36 compartments for 36 cups
  - Chamber size 73 mm x 73 mm
  - Height 10.4, width 50 (53 including GN edges), depth 50 cm
  - H/W/D: 104 mm - 500 mm - 500 mm
  - 500 mm, weight: 1,800 kg



U 524/1

- Max. Basket for optimal placement of 10 cm diameter glasses.**
- 4 rows
  - H/W/D: 184 mm - 500 mm - 500 mm
  - 500 mm, weight: 2,668 kg



U 525/1

- Max. Basket for optimal placement of 8 cm diameter glasses.**
- 5 rows
  - H/W/D: 184 mm - 500 mm - 500 mm
  - 500 mm, weight: 2,665 kg

Accessories	Definition	Material number	Product number	EAN number
U 508	Basket for optimal placement of cups.	9508650	67650801D	4002515249987
U 520	Basket for optimal placement of glasses.	9581370	67652001D	4002515292846
U 524/1	Max. Basket for optimal placement of 10 cm diameter glasses.	10094770	67652402D	4002515587621
U 525/1	Max. Basket for optimal placement of 8 cm diameter glasses.	10094780	67652502D	4002515587775

# Dishwashers with tank or clean water connection system


## cup baskets for ri

Basket size 500 x 500 mm with low top frame




U 534

- Basket with low top frame for optimal placement of 16 glasses up to 20 cm high.**
- 16 compartments
  - Chamber size 113 mm x 113 mm
  - Extension set included; includes short and long extension piece.
  - Height-adjustable top frame with extension piece, max. 20 cm
  - Width 50, depth 50 cm, width 53 cm with gastronorm sides
  - H/W/D: 233 mm - 500 mm - 500 mm




U 535

- Basket with low top frame for optimal placement of 25 glasses up to 20 cm high.**
- 25 compartments
  - Chamber size 90 mm x 90 mm
  - Extension set included; includes short and long extension piece.
  - Height-adjustable top frame with extension piece, max. 20 cm
  - Width 50, depth 50 cm. Width 53 cm with gastronorm edge
  - H/W/D: 233 mm - 500 mm - 500 mm



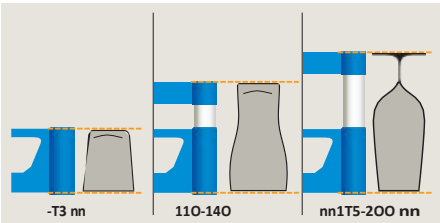
U 536

- Basket with low top frame for optimal placement of 36 glasses up to 20 cm high.**
- 36 compartments
  - Chamber size 73 mm x 73 mm
  - Extension set included; includes short and long extension piece.
  - Height-adjustable top frame with extension piece, max. 20 cm
  - Width 50, depth 50 cm. Width 53 cm with gastronorm edge
  - H/W/D: 233 mm - 500 mm - 500 mm



U 537

- Basket with low top frame for optimal placement of 49 glasses up to 20 cm high.**
- 49 compartments
  - Chamber size 63 mm x 63 mm
  - Extension set included; includes short and long extension piece.
  - Height-adjustable top frame with extension piece, max. 20 cm
  - Width 50, depth 50 cm, width 53 cm with gastronorm sides
  - H/W/D: 233 mm - 500 mm - 500 mm



Cup heights for all basket sets with low top frame:


- Up to 73 mm without extension piece and top frame
- 110-140 mm, with short extension piece
- 175-200 mm, with long extension piece

Accessories	Definition	Material number	Product number	EAN number
U 534	Basket with low top frame for optimal placement of 16 glasses up to 20 cm high.	6997120	67653401D	4002514289052
U 535	Basket with low top frame for optimal placement of 25 glasses up to 20 cm high.	6984150	67653501D	4002514278735
U 536	Basket with low top frame for optimal placement of 36 glasses up to 20 cm high.	6984090	67653601D	4002514278698
U 537	Basket with low top frame for optimal placement of 49 glasses up to 20 cm high.	6984200	67653701D	4002514278773

# Dishwashers with tank or clean water connection system

## cup baskets for ri


Basket size 500 x 500 mm with high top frame



### U 544

**Basket with high top frame for optimal placement of 16 glasses up to 23 cm high.**


- 16 compartments
- Chamber size 113 mm x 113 mm
- Extension set included; includes short and long extension piece.
- Height-adjustable top frame with extension piece, max. 23 cm
- Width 50, depth 50 cm. Width 53 cm with gastronorm edge
- H/W/D: 266 mm - 500 mm - 500 mm



### U 545

**Basket with high top frame for optimal placement of 25 glasses up to 23 cm high.**


- 25 compartments
- Chamber size 90 mm x 90 mm
- Extension set included; includes short and long extension piece.
- Height-adjustable top frame with extension piece, max. 23 cm
- Width 50, depth 50 cm. Width 53 cm with gastronorm edge
- H/W/D: 266 mm - 500 mm - 500 mm



### U 546

**Basket with high top frame for optimal placement of 36 glasses up to 23 cm high.**

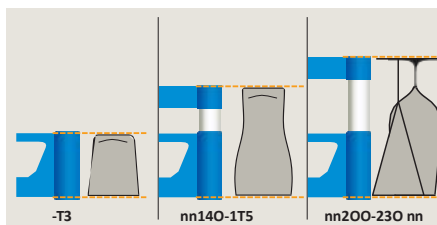
- 36 compartments
- Chamber size 73 mm x 73 mm
- Extension set included; includes short and long extension piece.
- Height-adjustable top frame with extension piece, max. 23 cm
- Width 50, depth 50 cm. Width 53 cm with gastronorm edge
- H/W/D: 266 mm - 500 mm - 500 mm



### U 547

**Basket with high top frame for optimal placement of 49 glasses up to 23 cm high.**

- 49 compartments
- Chamber size 63 mm x 63 mm
- Extension set included; includes short and long extension piece.
- Height-adjustable top frame with extension piece, max. 23 cm
- Width 50, depth 50 cm. Width 53 cm with gastronorm edge
- H/W/D: 266 mm - 500 mm - 500 mm



**Cup heights for all basket sets with high top frame:**

- Up to 73 mm without extension piece and top frame
- 140-175 mm, with short extension piece\*
- 200-230 mm, with long extension piece\*


\* Depending on the requirements, the basket can be equipped with short or long extension pieces that are permanently and securely clamped.

Accessories	Definition	Material number	Product number	EAN number
U 544	Basket with high top frame for optimal placement of 16 glasses up to 23 cm high.	6984190	67654401D	4002514278766
U 545	Basket with high top frame for optimal placement of 25 glasses up to 23 cm high.	6984170	67654501D	4002514278742
U 546	Basket with high top frame for optimal placement of 36 glasses up to 23 cm high.	6984130	67654601D	4002514278728
U 547	Basket with high top frame for optimal placement of 49 glasses up to 23 cm high.	6984210	67654701D	4002514278780

# Dishwashers with tank or clean water connection system

## cup baskets for ri

Basket sets with inclined holders 500 x 500 mm




U 634-S

- Basket with inclined holders for better cleaning and drying of the 16 cups.**
- 16 compartments, compartment size 113 mm x 113 mm
  - It is equipped with a low upper frame.
  - Height 104/173/233, width 500 (530 including GN sides), depth 500 mm
  - Extension set included; includes short and long extension piece.
  - H/W/D: 233 mm - 500 mm - 500 mm - 500 mm, weight: 30 kg




U 635-S

- Basket with inclined holders for better cleaning and drying of 20 cups.**
- 20 compartments, compartment size 113 mm x 90 mm
  - It is equipped with a low upper frame.
  - Height 104/173/233, width 500 (530 including GN sides), depth 500 mm
  - Extension set included; includes short and long extension piece.
  - H/W/D: 233 mm - 500 mm - 500 mm - 500 mm, weight: 30 kg



U 644-S

- Basket with inclined holders for better cleaning and drying of the 16 cups.**
- 16 compartments, compartment size 113 mm x 113 mm
  - It is equipped with a high upper frame.
  - Height 104/206/266, width 500 (530 including GN sides), depth 500 mm
  - Extension set included; includes short and long extension piece.
  - H/W/D: 266 mm - 500 mm - 500 mm - 500 mm, weight: 30 kg



U 645-S

- Basket with inclined holders for better cleaning and drying of 20 cups.**
- 20 compartments, compartment size 113 mm x 90 mm
  - It is equipped with a high upper frame.
  - Height 104/206/266, width 500 (530 including GN sides), depth 500 mm
  - Extension set included; includes short and long extension piece.
  - H/W/D: 266 mm - 500 mm - 500 mm - 500 mm, weight: 30 kg

Accessories	Definition	Material number	Product number	EAN number
U 634-S	Basket with inclined holders for better cleaning and drying of the 16 cups.	10322510	67663401D	4002515673560
U 635-S	Basket with inclined holders for better cleaning and drying of 20 cups.	10322530	67663501D	4002515673584
U 644-S	Basket with inclined holders for better cleaning and drying of the 16 cups.	10322500	67664401D	4002515673553

U 665	Basket with inclined grids for better cleaning and drying of 20 cups	40232126	576645010	4002515673577
-------	--	----------	-----------	---------------

# Dishwashers with tank or clean water connection system

## cup baskets for ri

Basket size 500 x 500 mm with high top frame



# Baskets for dishwashers with tank dishwashing system

Tray basket and basket carrier for PTD 704 + PTD 901



**U 513**

**Basket open on one side for optimal placement of trays.**

- 9 rows
- Bearing distance 45 mm
- H/W/D: 109 mm - 500 mm - 500 mm
- Weight 1,900 kg

Accessories	Definition	Material number	Product number	EAN number
U513	Basket open on one side for optimal placement of trays.	9508710	67651301D	4002515250143



# For dishwashers with clean water connection system


## Panels

For device series PFD 40 (under-counter devices type 1)



**ABL 50**  
**72 cm stainless steel closing panel of the plinth section for visual adaptation to the 72 cm body size.**

- Suitable for all dishwashers of the PG 805x and PFD 40x series
- H/W/D: 43 mm - 593 mm - 54.3 mm, weight: 0.340 kg



**ABL 50**  
**72 cm white cover panel of the plinth section for visual harmony with the 72 cm body size.**

- Suitable for all dishwashers of the PG 805x and PFD 40x series
- H/W/D: 43 mm - 593 mm - 54.3 mm, weight: 0.340 kg



**ABL 110**  
**78 cm stainless steel closing panel of the base section for visual adaptation to the 78 cm body size.**

- Suitable for all dishwashers of the PG 805x and PFD 40x series
- H/W/D: 102.7 mm - 593 mm - 54.3 mm, weight: 0.513 kg




**ABL 110**  
**78 cm white cover panel of the plinth section for visual harmony with the 78 cm body size.**

- Suitable for all dishwashers of the PG 805x and PFD 40x series
- H/W/D: 102.7 mm - 593 mm - 54.3 mm, weight: 0.513 kg



**Stand 2**  
**Base panel for under-counter machines, stainless steel.**

- Suitable for all dishwashers of the PG 8055-PG 8059 and PFD 40x series.
- It consists of a base panel and 2 supports.
- H/W/D: 140 mm - 588 mm - 135.9 mm, weight: 1,120 kg



**Stand 2**  
**Base panel for under-counter machines, white.**

- PG 8055-PG 8059 and PFD 40x series all dishwashers suitable for machines.
- It consists of a base panel and 2 supports.
- H/W/D: 140 mm - 588 mm - 135.9 mm, weight: 1,120 kg

Accessories	Definition	Material number	Product number	EAN number
ABL 50	72 cm stainless steel closing panel of the plinth section for visual adaptation to the 72 cm body size.	9378030	67211401D	4002515179215
ABL 50	72 cm white cover panel of the plinth section for visual harmony with the 72 cm body size.	9378040	67211402D	4002515179222
ABL 110	78 cm stainless steel closing panel of the base section for visual adaptation to the 78 cm body size.	10271160	67211403D	4002515652190
ABL 110	78 cm white cover panel of the plinth section for visual harmony with the 78 cm body size.	10271190	67211404D	4002515652206
Stand 2	Base panel for under-counter machines, stainless steel.	9456060	67211605D	4002515213940



# Baskets for dishwashers with tank dishwashing system



# For dishwashers with clean water connection system

## Panels

For device series PFD 40 (under-counter devices type 1)



**APFD 001**

**Height adjustable base panel for under-counter machines, stainless steel.**

- For PFD 40x MasterLine dishwashers without Dry+ and DOS
- Consists of plinth panel, closure panel and 2 fittings
- Weight 2,646 kg



**APFD 001**

**Height adjustable base panel for under-counter machines, white.**

- For PFD 40x MasterLine dishwashers without Dry+ and DOS
- Consists of plinth panel, closure panel and 2 fittings
- Weight 2,646 kg

Accessories	Definition	Material number	Product number	EAN number
APFD 001	Height adjustable base panel for under-counter machines, stainless steel.	12084170	67500130D	4002516643975
APFD 001	Height adjustable base panel for under-counter machines, white.	12084220	67500120D	4002516643982

# Dry- for dishwashers with clean water connection system

## lum accessories

For PFD 40x device series



### DEF-80

**Appliance top panel for under-counter machines, rust-proof steel.**


- Suitable for the PG 8055-PG 8059 and PFD 40x device series
- H/W/D: 15 mm - 600 mm - 600 mm, weight: 0.300 kg



### DEF-80

**Appliance top panel for under-counter machines, white.**

- Suitable for the PG 8055-PG 8059 and PFD 40x device series
- H/W/D: 15 mm - 600 mm - 600 mm, weight: 0.300 kg



### BKS-80

**Fixing kit for fixing the plinth panel to the end of the kitchen worktop.**

- Optional for under-counter machine mounting
- Weight: 0.300 kg



### ADB

**Protective sheet for under-counter models.**

- To protect the worktop from moisture
- Optional for under-counter machine mounting



### BBF-80

**Floor stabilizer for fixing the device feet.**

- For high stability in demanding installation conditions



### APFD 007

**Extended appliance legs for optimal adjustment of the appliance height to the height of the worktop.**

- Maximum machine height (without top panel): 90 cm
- The machine height can be freely adjusted between 82-90 cm.
- Prepared for front adjustment of the rear device legs.
- The height adjustment part is not included in the scope of delivery.

Accessories	Definition	Material number	Product number	EAN number
DEF-80	Appliance top panel for under-counter machines, stainless steel.	9715550	67216005D	4002515379486
DEF-80	Appliance top panel for under-counter machines, white.	9736640	67216006D	4002515385180
BKS-80	Fixing kit for fixing the plinth panel to the end of the kitchen worktop.	9715630	67211505D	4002515379509
ADB	Protective sheet for under-counter models.	9715590	67216008D	4002515379493
BBF-80	Floor stabilizer for fixing the device feet.	9715690	67211508D	4002515379516
APFD 007	Extended appliance legs for optimal adjustment of the appliance height to the height of the worktop.	12298200	67500701D	4002516681601

# Bottom for dishwashers with clean water connection system hardware/other accessories

For PFD 40x and PFD 10x device series



- APFD 101**
- Dishwasher mounting kit for optimal installation in the tall cabinet with additional upper cabinet.**
- Excellent moisture protection thanks to ideal height mounting
  - Content: Vapor protection lath, bracket, dowels and screws
  - Can be used in built-in ProfiLine dishwashers
  - Can be used in fully built-in ProfiLine dishwashers
  - Available for under-counter MasterLine dishwashers
  - Weight: 0.169 kg



- APFD 102**
- Dishwasher mounting set for optimal installation in the tall cabinet with additional built-in niche.**
- Excellent moisture protection thanks to ideal height mounting
  - Content: Vapor protection lath, bracket, dowels and screws
  - Can be used in built-in ProfiLine dishwashers
  - Can be used in fully built-in ProfiLine dishwashers
  - Available for under-counter MasterLine dishwashers
  - Weight: 0.169 kg

Accessories	Definition	Material number	Product number	EAN number
APFD 101	Dishwasher mounting set for optimal installation in the tall cabinet with additional upper cabinet.	11714430	67747101D	4002516420750
APFD 102	Dishwasher mounting set for optimal installation in the tall cabinet with additional built-in niche.	11714440	67747102D	4002516420767

# Bottom for dishwashers with clean water connection system hardware/other accessories

For PFD 40x device series



UO 30-60/80

**Lower equipment: open for ergonomic loading and unloading of the dishwasher, height 30 cm.**

- Can be screwed into the dishwasher.
- H/W/D: 317 mm - 600 mm - 600 mm - 600 mm, weight: 6,350 kg



UO 52-60/80

**Lower equipment: open for ergonomic loading and unloading of the dishwasher, height 52 cm.**


- Can be screwed into the dishwasher.
- H/W/D: 537 mm - 600 mm - 600 mm - 600 mm, weight: 7.875 kg



UG 30-60/80

**Lower equipment: for ergonomic loading and unloading of the dishwasher, height 30 cm.**

- Can be screwed into the dishwasher.
- H/W/D: 317 mm - 600 mm - 600 mm - 600 mm, weight: 9.695 kg



UG 52-60/80

**Lower equipment: for ergonomic loading and unloading of the dishwasher, height 52 cm.**

- Can be screwed into the dishwasher.
- H/W/D: 537 mm - 600 mm - 600 mm - 600 mm, weight: 14,205 kg



SBU

**Base panel for under-counter machines.**

- Suitable for PG 8055-PG 8059 and all MasterLine series dishwashers with recessed bases.
- Included in the scope of delivery for all undercounter machines with plinth recess.

Accessories	Definition	Material number	Product number	EAN number
UO 30-60/80	Lower equipment: open for ergonomic loading and unloading of the dishwasher, height 30 cm.	9688890	67376103D	4002515362686
UO 52-60/80	Lower equipment: open for ergonomic loading and unloading of the dishwasher, height 52 cm.	9688900	67376107D	4002515362693
UG 30-60/80	Lower equipment: for ergonomic loading and unloading of the dishwasher, height 30 cm.	9688910	67376104D	4002515362709
UG 52-60/80	Lower equipment: for ergonomic loading and unloading of the dishwasher, height 52 cm.	9688920	67376108D	4002515363010
SBU	Base panel for under-counter machines.	9378050	67211501D	4002515179239

# For dishwashers with tank dishwashing system

## Accessories

Worktops, worktop accessories



SAS 500-1

**Dirt trap strainer to place in the sink.**

- Suitable for T 625-1 BUL and T 1200-1 BUR/BUL entry benches.
- Wall spacer for solo machines
- H/W/D: 176 mm - 459 mm - 359 mm, weight: 2,500 kg



AFS-1

**Food residue scraper for easy and hygienic removal of food residues from plates.**

- For mounting on 120 cm long worktops
- Fixed holder and removable rubber scraper
- Width 25 cm
- H/W/D: 80 mm - 140 mm - 264 mm, weight: 0.730 kg

Accessories	Definition	Material number	Product number	EAN number
SAS 500-1	Dirt trap strainer for placing in the sink.	10789970	67820032D	4002515947135
AFS-1	Food residue scraper for easy and hygienic removal of food residues from plates.	10251850	67820029D	4002515643433

# For dishwashers with tank dishwashing system

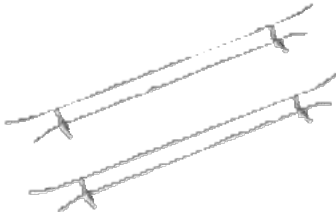
## Accessories

### Other



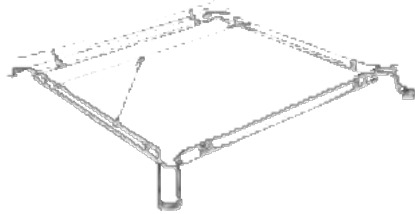
**DS-Set/1**

- Steam protection set when using the dishwasher in a wooden environment.**
- For steam protection of worktops and adjacent cabinets
  - Consists of 3 stainless steel plates.
  - H/W/D: 16 mm - 131 mm - 800 mm, weight: 20 kg



**KTU 530**

- Conversion kit to accommodate baskets with external dimensions up to 53 x 53 cm.**
- Consists of 2 stainless steel supports.
  - To set the standard basket holder in PG 8172
  - Weight: 0.240 kg



**KT 500**

- Basket carrier for placing baskets with external dimensions up to 50 x 50 cm.**
- Required for PG 8172/PTD 901 with old Miele worktop (G 720/21).
  - The basket carrier is used instead of the standard basket carrier.
  - Weight 140 kg



**ATH 8172**

- Conversion kit for automatic opening of the lid.**
- Suitable for the PG 8172 dishwasher (previous model PTD 901).
  - The lid opens automatically after the wash is finished.
  - Ergonomic handling - no need for manual opening of the lid.
  - Better drying thanks to vapor release
  - Additional visual warning for the finished wash cycle
  - Weight: 6,300 kg

Accessories	Definition	Material number	Product number	EAN number
DS-Set/1	Steam protection set when using the dishwasher in a wooden environment.	10425060	67211202D	4002515739815
KTU 530	Conversion kit to accommodate baskets with external dimensions up to 53 x 53 cm.	9508720	67853004D	4002515250150
KT 500	Basket carrier for placing baskets with external dimensions up to 50 x 50 cm.	9876230	67850002D	4002515464656
ATH 8172	Conversion kit for automatic opening of the lid.	9581070	67853010D	4002515292990



# Dishwasher accessories

## Dosing modules, drip tray



### DOS G 80 Flex

**Dosing pump with hose with empty level indicator for automatic dosing of liquid detergents.**

- Suitable for dishwashers with clean water connection.
- For drums with a maximum height of 340 mm (up to the top of the drum)
- Dosage up to 55 ml per minute
- It can be set via the dishwasher control unit.
- Flexible cover (covers DIN 50 and 51 gear)
- Length of machine connection cable: 2,80 m
- Length of the dosing hose up to the suction pipe: 1,80 m
- Dosing hose length up to the machine: 2,85 m
- Minimum drum mouth width 31 mm



### DOS G 80/1 Flex

**Dosing pump with hose with empty level indicator for automatic dosing of liquid detergents.**

- Suitable for dishwashers with clean water connection.
- For drums with a maximum height of 202 mm (up to the top of the drum)
- Dosage up to 55 ml per minute
- It can be set via the dishwasher control unit.
- Flexible cover (covers DIN 50 and 51 gear)
- Length of machine connection cable: 2,80 m
- Length of the dosing hose up to the suction pipe: 1,80 m
- Dosing hose length up to the machine: 2,85 m
- Minimum drum mouth width 31 mm



### DOS G 80 Comfort

**Dosing pump with hose for automatic liquid detergent dosing with fill level indicator.**

- Suitable for PFD 40x MasterLine dishwashers.
- For drums with a maximum height of 325 mm (up to the top of the drum)
- Dosage up to 55 ml per minute
- It can be set via the dishwasher control unit.
- Flexible cover (covers DIN 50 and 51 gear)
- Machine connection cable length: 2,80 m
- Dosing hose length up to the traction pipe: 1,80 m
- Dosing hose length up to the machine: 2,85 m
- Minimum drum mouth width 31 mm



### DOS G 80 Comfort

**Dosing pump with hose with fill level indicator for automatic dosing of liquid detergent.**

- Suitable for PFD 40x MasterLine dishwashers.
- For drums with a maximum height of 325 mm (up to the top of the drum)
- Dosage up to 55 ml per minute
- It can be set via the dishwasher control unit.
- Flexible cover (covers DIN 50 and 51 gear)
- Machine connection cable length: 2,80 m
- Dosing hose length up to the traction pipe: 1,80 m
- Dosing hose length up to the machine: 2,85 m
- Minimum drum mouth width 31 mm



### DOS G 80 Comfort +

**Dosing pump with hose for automatic liquid detergent dosing with fill level indicator.**

- Suitable for PFD 40x MasterLine dishwashers.
- For drums with a maximum height of 325 mm (up to the top of the drum)
- Dosage up to 55 ml per minute
- It can be set via the dishwasher control unit.
- Includes 3 different sizes of flexible gear covers (covers DIN 40, 45, 50 and 51 size gears)
- Machine connection cable length: 2,80 m
- Dosing hose length up to the traction pipe: 1,80 m
- Dosing hose length up to the machine: 2,85 m
- Minimum drum mouth width 31 mm



### DOS G 80/1 Comfort

**Dosing pump with hose with fill level indicator for automatic dosing of liquid detergent.**

- Suitable for PFD 40x MasterLine dishwashers.
- For drums with a maximum height of 214 mm (up to the top of the drum)
- Dosage up to 55 ml per minute
- It can be set via the dishwasher control unit.
- Flexible cover (covers DIN 50 and 51 gear)
- Machine connection cable length: 2,80 m
- Dosing hose length up to the traction pipe: 1,80 m
- Dosing hose length up to the machine: 2,85 m
- Minimum drum mouth width 31 mm

Accessories	Definition	Material number	Product number	EAN number
DOS G 80 Flex	Dosing pump with hose with empty level indicator for automatic dosing of liquid detergents.	10730780	67747040D	4002516331599
DOS G 80/1 Flex	Dosing pump with hose with empty level indicator for automatic dosing of liquid detergents.	10730810	67747045D	4002516331605
DOS G 80 Comfort	Dosing pump with hose with fill level indicator for automatic dosing of liquid detergent.	12187270	67747540D	4002516627944
DOS G 80 Comfort	Dosing pump with hose with fill level indicator for automatic dosing of liquid detergent.	12187400	67747540NAM	4002516648000
DOS G 80 Comfort +	Dosing pump with hose with fill level indicator for automatic dosing of liquid detergent.	12187300	67747541D	4002516647997
DOS G 80/1 Comfort	Dosing pump with hose with fill level indicator for automatic dosing of liquid detergent.	12187290	67747545D	4002516647980

# Dishwasher accessories

## Dosing modules, drip tray



### DOS G 80 ProfiLine Flex

- Dosing pump with hose with empty level indicator for automatic dosing of liquid detergents. ProfiLine PFD 10x is suitable for dishwashers.**
- For drums with a maximum height of 340 mm (up to the top of the drum)
  - Dosage up to 55 ml per minute
  - It can be set via the dishwasher control unit.
  - Flexible cover (closes DIN 50 and 51 gear)
  - Machine connection cable length: 2,80 m
  - Dosing hose length up to the traction pipe: 1,80 m
  - Dosing hose length up to the machine: 2,85 m
  - Minimum drum mouth width 31 mm



### DOS G 80 ProfiLine Flex EP4

- Dosing pump with hose with empty level indicator for automatic dosing of liquid detergents. ProfiLine PFD 10x is suitable for dishwashers.**
- For drums with a maximum height of 340 mm (up to the top of the drum)
  - Dosage up to 55 ml per minute
  - It can be set via the dishwasher control unit.
  - Includes 3 different sizes of flexible gear covers (covers DIN 40, 45, 50 and 51 size gears)
  - Machine connection cable length: 2,80 m
  - Dosing hose length up to the traction pipe: 1,80 m
  - Dosing hose length up to the machine: 2,85 m
  - Minimum drum mouth width 31 mm



### DOS G 80/72

- Dosing pump for automatic dosing of liquid detergents, with empty level indicator, with hose for 20-30 l drums.**
- PG 8172 and PTD 901 series are suitable for all dishwashers.
  - 448 mm traction pipe for 20-30 l drums
  - Dosage up to 55 ml per minute
  - It can be set via the dishwasher control unit.
  - Weight 1,918 kg

Accessories	Definition	Material number	Product number	EAN number
DOS G 80 ProfiLine Flex	Dosing pump with hose with empty level indicator for automatic dosing of liquid detergents.	10730840	67747050D	4002516330608
DOS G 80 ProfiLine Flex EP4	Dosing pump with hose with empty level indicator for automatic dosing of liquid detergents.	11393960	67747050EP4	4002516269892
DOS G 80/72	Dosing pump for automatic dosing of liquid detergents, with empty level indicator, with hose for 20-30 l drums.	10210160	67747022D	4002515648698

# Dishwasher accessories

## Partial demineralization system



### TE P 2800

#### Partial demineralization cartridge for ideal water treatment

- Maximum flow rate: 800 l/hour
- The capacity status can be measured with the FlowMeter FM.
- Max. water inlet temperature 40 °C - pressure resistance 0.5-10 bar
- Resin capacity 19.5 liters
- 10 °dH carbonate hardness, softening capacity: 18 m<sup>3</sup>
- Y: 570 mm, weight: 18,666 kg



### TE P 2000

#### Partial demineralization cartridge for ideal water treatment

- Maximum flow rate: 450 l/hour
- The capacity status can be measured with the FlowMeter FM.
- Max. water inlet temperature 40 °C - pressure resistance 0.5-10 bar
- Resin capacity 12.5 liters
- 10 °dH carbonate hardness, softening capacity: 11,8 m<sup>3</sup>
- Y: 410 mm, weight: 14,060 kg



### FM

#### FlowMeter for measuring flow rate and indicator for cartridge change

- Suitable for partial demineralization cartridges.
- Audible and optical indication for cartridge change
- Single line display, external LED connection possible.
- Wall bracket included
- Power supply included
- H/W/D: 110 mm - 125 mm - 52 mm, weight: 1,857 kg

### Performance in liter units between two regenerations for partial demineralization cartridges

	1,0	2,0	3,0	3,75	4,0	5,0	6,0	7,0	7,14	8,0	9,0	10,0
Acid capacity 4.3 mmol/liter												
Carbonate hardness, °dH	2,8	5,6	8,4	10,0	11,2	14,0	16,8	19,6	20,0	22,4	25,2	28,0
TE P 2000 (12.5 liters of resin)	42.250	21.125	14.075	11.825	10.560	8.450	7.035	6.025	5.910	5.275	4.690	4.225
TE P 2800 (19 liters of resin)	64.220	32.110	21.395	18.000	16.055	12.855	10.700	9.160	8.990	8.020	7.125	6.420

Depending on the local domestic water composition, there may be deviations of up to 20% in capacity.

Accessories	Definition	Material number	Product number	EAN number
TE P 2800	Partial demineralization cartridge for ideal water treatment	9773430	67809501D	4002515405314
TE P 2000	Partial demineralization cartridge for ideal water treatment	9773440	67809601D	4002515405321



# Dishwasher accessories

Full and partial demineralization system



**TE**

**Disposable resin for regeneration of partial demineralization cartridges**

- 1 bag with a capacity of 25 liters
- For empty cartridge LP 2800 and full demineralization cartridge TE 2000/2800
- Weight 18,200 kg

Accessories	Definition	Material number	Product number	EAN number
TE	Disposable resin for regeneration of partial demineralization cartridges	10020250	67809510D	4002515551530

# Dishwasher accessories

## Other accessories



**SK**

**Quick connection for easy and convenient replacement of demineralization cartridges.**

- 2 pcs VA plug-in connection 3/4", 2 pcs quick coupling 3/4"
- Gaskets for existing hose set included.



**UfZ**

**Conversion kit for the second cartridge for quick changeover to a second full/partial demineralization cartridge.**

- 2 VA plug-in connections for mounting on two cartridges 3/4"
- Weight: 0.160 kg



**E 313**

**Wall fitting for manual withdrawal of demineralized water.**

- Pressure resistant up to 10 bar
- Complete with 150 cm pressure hose
- Weight 1,361 kg



**E 314**

**Independent armature for manual withdrawal of demineralized water.**

- Pressure resistant up to 10 bar
- Pressure resistant up to 10 bar
- 150 cm pressure hose included.
- Complete with 150 cm pressure hose
- Weight 1,660 kg

Accessories	Definition	Material number	Product number	EAN number
SK	Quick connection for easy and convenient replacement of demineralization cartridges.	9782600	69431901D	4002515411735
UfZ	Conversion kit for the second cartridge for quick changeover to a second full/partial demineralization cartridge.	10020100	69431905D	4002515552834
E 313	Wall fitting for manual withdrawal of demineralized water.	3830330	69431301D	4002511115279



# Accessory directory

Product	Page	Hardware	Can be used in upper/lower basket	Material number	
A 101		Top basket for optimal placement of attachments.		9862340	
A 151		Lower basket for placing attachments		9862410	
AB 60		Stainless steel waste bin with 4 swivel wheels for easy handling.		10249440	
ABL 110		78 cm stainless steel closing panel of the plinth section for visual adaptation to the body size.		10271160	
ABL 110		78 cm white cover panel of the plinth section for visual harmony with the 78 cm body size.		10271190	
ABL 50		72 cm stainless steel closing panel of the plinth section for visual adaptation to the 72 cm body size.		9378030	
ABL 50		72 cm white cover panel of the plinth section for visual harmony with the 72 cm body size.		9378040	
ADB		Protective sheet for under-counter models.		9715590	
AFS-1		Food residue scraper for easy and hygienic removal of food residues from plates.		10251850	
APFD 001		Height adjustable base panel for under-counter machines, white.		12084220	
APFD 001		Height adjustable base panel for under-counter machines, stainless steel.		12084170	
APFD 002		Stainless steel front coating: W x H, 60 x 57 cm for built-in ProfiLine dishwashers		12255290	
APFD 003		Stainless steel front coating: W x H, 60 x 60 cm for built-in ProfiLine dishwashers		12256170	
APFD 004		Stainless steel front coating: W x H, 60 x 65 cm for built-in ProfiLine dishwashers		12256210	
APFD 005		Stainless steel front coating: W x H, 60 x 72 cm for fully built-in ProfiLine dishwashers		12256230	
APFD 006		Stainless steel front coating: W x H, 60 x 77 cm for fully built-in ProfiLine dishwashers		12256240	
APFD 007		Extended appliance legs for optimal adjustment of the appliance height to the height of the worktop.		12298200	
APFD 101		Dishwasher mounting set for optimal installation in the tall cabinet with additional upper cabinet.		11714430	
APFD 102		Dishwasher mounting set for optimal installation in the tall cabinet with additional built-in niche.		11714440	
APFD 200		Basket for optimal placement of respiratory regulators.	A 101 and A 151	11045740	
APFD 201		Basket for optimal placement of respirators.	A 151	11045760	
APFD 202		Adapter for placing Interspiro breathing regulators.	APFD 200	11150650	
APFD 203		Basket for optimal positioning of respirator carrier frames.	A 151	11240090	
APFD 210		Basket for optimal placement of up to 16 bottles and other cavity dishes.		11717360	
APFD 211		Adapter for using the APFD 210 basket in ProfiLine PFD 10x series dishwashers.		11717390	
APFD 212		Adapter for use with APFD 210 basket in PG 80xx and MasterLine PFD 40x series dishwashers.		11717430	
APFD 214		Top basket without add-ons for special filling possibilities.		12107560	
APFD 215		APFD 415 top basket with extension and 2 folding cup shelves.		12106020	
APFD 220		Lower basket without add-ons for special filling possibilities.		12107590	
APFD 222		Basket for optimal positioning of 25 reusable beaker containers		12294760	
APFD 401		Attachment for optimal placement of medicine containers.		10869810	
APFD 402		Attachment for optimal positioning of medicine container lids.		10869850	
APFD 415		Attachment for optimal placement of bowls, saucers and dessert plates.	APFD 214 and APFD 215	12106030	
APFD 416		Perforated sheet metal bottom 1/2 for the upper baskets for the desired placement of different dishes	APFD 214 and APFD 215	12174880	
APFD 417		Attachment for optimal positioning of reusable beaker containers.	APFD 214 and APFD 215	12293790	
APFD 418		Attachment for optimal positioning of the 9 reusable lids.	APFD 222	12476350	
APFD 419		Holding bracket for safe cleaning of drinker lids.	APFD 215	12298740	
APFD 420		Cutlery basket for storing cutlery.		12118550	
APFD 421		Cutlery basket for additional cutlery capacity in the lower basket of ProfiLine dishwashers.		12256760	
APTD 221		Set of baskets for various dishes in cafes and bars.		12305290	
APTD 300		Aqua-Soft single tank water softener system for maximum 30 °dH soft water intake.		11790650	
APTD 500		Basket for optimal placement of up to 8 bottles and other cavity dishes.		11622900	
ATH 8172		Conversion kit for automatic opening of the lid.		9581070	
AW 50/1		Drip tray for the 500 series basket to be placed on the machine.		11227440	
AW 51		Drip tray for 500 series basket to be placed on the bar/bench.		10396100	
BBF-80		Floor stabilizer for fixing the device feet.		9715690	
BKS-80		Fixing kit for fixing the plinth panel to the end of the kitchen worktop.		9715630	
CK/1 DIN 51		ProCare bin wrench for easy opening of 5, 10 and 20 l bins.		11851600	
CM/1		ConductivityMeter to measure conductivity and show cartridge replacement.		10889920	
CN-RW 8166		Stainless steel back panel to achieve IPX5 splash protection class.		10358680	
CPFD 1		Air filter for perfect drying result.		11360560	
DEF-80		Appliance top panel for under-counter machines, stainless steel.		9715550	
DEF-80		Appliance top panel for under-counter machines, white.		9736640	
DOS G 80 Comfort		Dosing pump with hose with fill level indicator for automatic dosing of liquid detergent.		12187270	
DOS G 80 Comfort +		Dosing pump with hose with fill level indicator for automatic dosing of liquid detergent.		12187400	
DOS G 80 Comfort +		Dosing pump with hose with fill level indicator for automatic dosing of liquid detergent.		12187300	



65

# Accessory directory

Product	Page	Hardware	Can be used in upper/lower basket	Material number	
DOS G 80 Flex		Dosing pump with hose with empty level indicator for automatic dosing of liquid detergents.		10730780	
DOS G 80 Flex EP4		Dosing pump with hose with empty level indicator for automatic dosing of liquid detergents.		11393950	
DOS G 80 ProfiLine Flex		Dosing pump with ProfiLine hose with empty level indicator for automatic dosing of liquid detergents.		10730840	
DOS G 80 ProfiLine Flex EP4		Dosing pump with ProfiLine hose with empty level indicator for automatic dosing of liquid detergents.		11393960	
DOS G 80/1 Comfort		Dosing pump with hose with fill level indicator for automatic dosing of liquid detergent.		12187290	
DOS G 80/1 Flex		Dosing pump with hose with empty level indicator for automatic dosing of liquid detergents.		10730810	
DOS G 80/72		Dosing pump with hose with empty level indicator for automatic dosing of liquid detergents.		10210160	
DS-Set/1		Steam protection set when using the dishwasher in a wooden environment.		10425060	
DTD 2		Drip tray for safe placement of chemical drums.		10695460	
E 10		Perforated sheet metal bottom 1/2 for the lower baskets for the desired placement of different dishes such as milk jugs and bowls, etc.	U 890, U 876, APFD 220	9627360	
E 165		Cutlery basket for storing cutlery.	APFD 220	3808830	
E 166		Perforated trivet for gentle washing of delicate dishes.	U876	3808850	
E 167		Cutlery basket for storing cutlery.	U506	9508730	
E 168		Cutlery basket for optimal placement of cutlery.	U407	10358630	
E 205		Attachment for optimal placement of cups.	APFD 220	3808980	
E 313		Wall fitting for manual withdrawal of demineralized water.		3830330	
E 314		Independent armature for manual withdrawal of demineralized water.		3830340	
E 315		Disposable resin for regeneration of full demineralization cartridges		3830350	
E 316		Plastic canister for filling disposable resins		3830360	
E 437		Cutlery basket for storing cutlery.	O 885, U 876	4326640	
E 809		Plastic-lined bottom basket attachment for optimal placement of cups.	U881	5018650	
E 810		Attachment for optimal placement of saucers or dessert plates.	O 892, APFD 214, APFD 215	9549010	
E 812		Attachment for optimal placement of cups.	O 892, APFD 214, APFD 215	9742240	
E 815		Attachment for optimal placement of cups.	APFD 220	5018670	
E 816		Attachment for optimal placement of plates.	APFD 220	9549190	
E 884		Plastic-coated tray and platter insert for optimal placement of baking trays, serving dishes and trays.	APFD 220	5018680	
E 9		Attachment for optimal placement of pots, cauldrons, bowls, etc.	APFD 220	3808260	
FM		FlowMeter for measuring flow rate and indicator for cartridge change		10008910	
KT 500		Stainless steel basket carrier for placing baskets with external dimensions up to 50 x 50 cm.		9876230	
KTU 530		Conversion kit to accommodate baskets with external dimensions up to 53 x 53 cm.		9508720	
LP 2800		Demineralization cartridge for manual filling of disposable resins.		9782590	
Miele MOVE Advanced		Subscription for complete management of Miele Professional appliances.		11835030	
Miele MOVE Enterprise		Subscription for full-scale management of Miele Professional appliances at large customers.		12188710	
Miele MOVE Free		Subscription for access to the digital management of Miele Professional appliances.		11949390	
Miele MOVE Starter		Subscription for advanced digital management of Miele Professional appliances.		11835020	
O 885		Stainless steel top basket carrier for placing baskets with external dimensions up to 50 x 50 cm.		9548960	
O 892		E 812 plastic-lined top basket with add-on and 2 cup shelves for various cups		9548990	
O 898		1/2 stainless steel upper basket carrier for placing attachments		10114490	
PBMS-1		Pendant shower with single hole mixer tap and high swivel spout hose		10249470	
PG 8595		White Aqua Purificator to hold two full or partial demineralization cartridges.		10087310	
PG 8595		Stainless steel Aqua Purificator to hold two full or partial demineralization cartridges.		10087320	
PG 8597		Aqua-Soft water softener system with dual tanks for permanent soft water intake up to 40 °dH.		6943120	
PKF-RO/1		Activated carbon filter to protect membranes of reverse osmosis systems.		12295400	
ProCare Universal 61 - 6 kg		Dishwasher salt, 3 x 2 kg, for optimal regeneration of the internal softener.		9195780	
ProCare Universal 70 ST - 500 ml		General purpose detergent, slightly alkaline, 500 ml, for the gentle removal of grease residues and dirt.		12306020	
ProCare Universal 77 A - 500 g		Machine cleaner, alkaline, 500 g, removes stubborn and dried starch residues.		12456030	
ProCare Universal 81 C - 250 g		Machine descaler, acidic, 250 g, removes stubborn and dried limescale deposits.		12456130	
SAS 500-1		Dirt trap strainer for placing in the sink.		10789970	
SBU		Base panel for under-counter machines.		9378050	
GF-1 set 100 mm		Set of feet for adjusting the device to the ideal working height.		10249450	
GF-1 set 50 mm		Set of feet for adjusting the device to the ideal working height.		10249460	
Bench leg set 100 mm		Bench leg set to adjust to the ideal working height.		6424300	
Set-Eck-1		Corner wall connection set to close the gap between the wall and the device.		10249430	
SK		Quick connection for easy and convenient replacement of demineralization cartridges.		9782600	
Stand 2		Base panel for under-counter machines, stainless steel.		9456060	

Stand 2		Base panel for under-counter machines, white.		9456070	
---------	--	---	--	---------	--

## Accessory directory

[illegible]



# Accessory directory

Product	Page	Hardware	Can be used in upper/lower basket	Material number	
T 1200-1 BUF		Entrance counter with corner sink for front mounting of dishwashers.		10422480	
T 1200-1 BUL		Entrance counter with sink for left-hand installation of the dishwasher.		10249350	
T 1200-1 BUR		Entrance counter with sink for right-hand installation of the dishwasher.		10249370	
T 1200-1 UF		Corner multi-purpose bench for front mounting on the dishwasher.		10422490	
T 1200-1 UL		Multi-purpose worktop without sink for left-hand installation in the dishwasher.		10249380	
T 1200-1 UR		Multi-purpose worktop without sink for right-hand installation in the dishwasher.		10249390	
T 625-1 BUF		Entrance counter with corner sink for front mounting of dishwashers.		10422500	
T 625-1 BUL		Entrance counter with sink for left-hand installation of the dishwasher.		10249400	
T 625-1 BUR		Entrance counter with sink for right-hand installation of the dishwasher.		10520790	
T 625-1 UF		Corner multi-purpose bench for front mounting on the dishwasher.		10422510	
T 625-1 UL		Multi-purpose worktop without sink for left-hand installation in the dishwasher.		10249410	
T 625-1 UR		Multi-purpose worktop without sink for right-hand installation in the dishwasher.		10249420	
TE		Disposable resin for regeneration of partial demineralization cartridges		10020250	
TE P 2000		Partial demineralization cartridge for ideal water treatment		9773440	
TE P 2800		Partial demineralization cartridge for ideal water treatment		9773430	
U 402		Basket for 10 saucers and 10 plates.		10358550	
U 403		Basket for optimal cleaning of cutlery.		10358590	
U 404		Basket for optimal placement of cutlery.		10358610	
U 405		Basket for general purpose use.		10358560	
U 407		Basket for typical dishes in cafes.		10358620	
U 408		Basket for optimal placement of cups.		10358570	
U 409		Basket for typical dishes in cafes.		10358580	
U 423		Basket for the optimal placement of various glasses.		10358640	
U 424		Basket for the optimal placement of various glasses.		10358650	
U 502		Basket for optimal placement of plates.	O 885, U 876, APFD 220	9508610	
U 503		Basket for optimal placement of cutlery.	O 885, U 876, APFD 220	9508660	
U 504		Basket for optimal placement of cutlery.	O 885, U 876, APFD 220	9508670	
U 505		Basket for general purpose use.	U 876, APFD 220	9508680	
U 506		Basket for optimal placement of plates.	U 876, APFD 220	9508640	
U 507		Basket for typical dishes in cafes.	U 876, APFD 220	9508700	
U 508		Basket for optimal placement of cups.	O 885, U 876, APFD 220	9508650	
U 513		Basket open on one side for optimal placement of trays.		9508710	
U 515		6 baskets to optimally accommodate trays, baking trays or serving dishes.		10358660	
U 520		Basket for optimal placement of glasses.	O 885, U 876, APFD 220	9581370	
U 524/1		Max. Basket for optimal placement of 10 cm diameter glasses.	U 876, APFD 220	10094770	
U 525/1		Max. Basket for optimal placement of 8 cm diameter glasses.	U 876, APFD 220	10094780	
U 534		Basket with low top frame for optimal placement of 16 glasses up to 20 cm high.	O 885, U 876, APFD 220	6997120	
U 535		Basket with low top frame for optimal placement of 25 glasses up to 20 cm high.	O 885, U 876, APFD 220	6984150	
U 536		Basket with low top frame for optimal placement of 36 glasses up to 20 cm high.	O 885, U 876, APFD 220	6984090	
U 537		Basket with low top frame for optimal placement of 49 glasses up to 20 cm high.	O 885, U 876, APFD 220	6984200	
U 544		Basket with high top frame for optimal placement of 16 glasses up to 23 cm high.	O 885, U 876, APFD 220	6984190	
U 545		Basket with high top frame for optimal placement of 25 glasses up to 23 cm high.	O 885, U 876, APFD 220	6984170	
U 546		Basket with high top frame for optimal placement of 36 glasses up to 23 cm high.	O 885, U 876, APFD 220	6984130	
U 547		Basket with high top frame for optimal placement of 49 glasses up to 23 cm high.	O 885, U 876, APFD 220	6984210	
U 600		Basket for optimal placement of containers with dimensions of 400 x 600 mm.		10358670	
U 634-S		Basket with inclined holders for better cleaning and drying of the 16 cups.	O 885, U 876, APFD 220	10322510	
U 635-S		Basket with inclined holders for better cleaning and drying of 20 cups.	O 885, U 876, APFD 220	10322530	
U 644-S		Basket with inclined holders for better cleaning and drying of the 16 cups.	O 885, U 876, APFD 220	10322500	
U 645-S		Basket with inclined holders for better cleaning and drying of 20 cups.	O 885, U 876, APFD 220	10322520	
U 876		50 x 50 cm stainless steel lower basket carrier for attachments or baskets up to 50 x 50 cm.		9549160	
U 881		Plastic-lined bottom basket with fixed insert for coasters.		4906620	
UFZ		Conversion kit for the second cartridge for quick changeover to a second full/partial demineralization cartridge.		10020100	
UG 13.5-60		Stainless steel base, closed, 135 mm high.		10358700	
UG 30-60/80		Lower equipment: for ergonomic loading and unloading of the dishwasher, height 30 cm.		9688910	
UG 52-60/80		Lower equipment: for ergonomic loading and unloading of the dishwasher, height 52 cm.		9688920	
UG 70-60/80		Lower equipment, closed for ergonomic loading and unloading of the dishwasher, height 70 cm.		10031420	
UG 8.5-60		Stainless steel base, closed, 85 mm high.		10358690	



## Accessory directory

[illegible]





# Accessory directory

Product	Page	Hardware	Can be used in upper/lower basket	Material number	
UO 40-60/1		Stainless steel base, open for ergonomic loading and unloading of the machine, height 400 mm.		12122820	
UO 52-60/80		Lower equipment: open for ergonomic loading and unloading of the dishwasher, height 52 cm.		9688900	
AND P 2000		Full demineralization cartridge for ideal water treatment.		9773410	
VE P 2800		Full demineralization cartridge for ideal water treatment.		9782560	

					PFD 100
\					PFD 101
\					PFD 101 U
\					PFD 101 i
\					PFD 102 i
\					PFD 103 SCi XXL
\					PFD 104 SCVi XXL
\	\	\			PFD 400
\	\				PFD 400 U
\	\	\			PFD 401
\	\				PFD 401 U
\	\	\			PFD 402
\	\				PFD 402 U
\	\	\			PFD 404
\	\				PFD 404 U
\	\	\			PFD 405
\	\				PFD 405 U
\	\	\			PFD 407
\	\				PFD 407 U
\	\				PFD 408 U
\	\	\			PG 8063
\	\				PTD 701
\	\	\			PTD 702
\	\	\			PTD 703
\	\	\			PTD 704
\	\				PTD 901

Dishwasher with

Tank dishwashers



# Abbreviations and symbols

Dishwashers	
AE	Stainless steel
AW	White
Basic	It is not equipped with softener and dosing pump.
BRILLIANT	Model name
BRILLIANTcompact	Model name
BW	White
CLST	Stainless steel
DOS	Dosing pumps (PG 8172, PTD 901)
DOS	Built-in detergent tanks (PTD 70x)
DOS	Built-in dosing pump for liquid detergent (PG 8x and PFD 40x)
Eco	Waste air heat recovery
Hygiene	Model name
HygieneAir	Model name
HygienePlus	Model name
HygienePro	Model name
i	Built-in
LIFT	Automatic cover function
LW	Lotus white
MasterLine	Model name
MK	With basket
OK	No basket
PA	Panel
PERFORMANCE	Model name
PERFORMANCEeco	Model name
PFD	Model designation of the dishwasher with clean water connection washing system
PG	Dishwasher model description
ProfiLine	Model name
PTD	Model designation of the dishwasher with tank dishwashing system
RO	Reverse osmosis
Safety	Model name
SCi	Built-in dishwasher with 3D cutlery drawer+/3D-Multiflex drawer
SCVi	Fully built-in dishwasher with 3D cutlery drawer+/3D-Multiflex drawer
Set TE	Partial demineralization set
Set AND	Full demineralization set
SmartBiz	Model name
Speed	Model name
SpeedAir	Model name
SpeedPlus	Model name
SST	Stainless steel
U	Undercounter device
U/i	Undercounter appliances/built-in appliances
UNIVERSAL	Model name
UNIVERSALcompact	Model name
UNIVERSALplus	Model name
WB	With basket
WES	Water softener
WF	Without front panel
WOB	No basket
XXL	Extra large wash cabinet

Symbols	
—	Standard
◇	Optional
-	Not available

# Miele

Miele Electrical  
Appliances Dış. Tic. and  
Paz. Ltd. Sti.  
[www.miele.com.tr/professional/](http://www.miele.com.tr/professional/)

